



Women's Flat Track Derby Association IBRF & Standardized Stats Calculator



Official June 2010 Revision

For use with May 2010 rules

- 1 The Bout Summary and tabs in Pink are the only required stats forms.
- 2 Tabs in Pink will populate the gray Bout Summary form.
- 3 Tabs in Aqua are not required, but encouraged, and will populate the gray Bout Summary form.

IBRF must be signed and the original copy scanned. Scanned IBRF and required Stats workbook must be emailed to sanctioning@wftda.com within two weeks of the bout date.

Instructions

Naming Convention

Please name your Stats doc: **STATS-YYMMDD_hostleague_vs_visitorleague**. Example: "STATS-080216_TucsonRollerDerby_vs_TexasRollergirls". Please name your scanned IBRF: **IBRF-YYMMDD_hostleague_vs_visitorleague**. Example: IBRF-080216_TexasRollergirls_vs_TucsonRollerDerby

DUE: 2 weeks after bout date

Game Summary

Game Summary and tabs in Pink are the mandatory pieces of the stats workbook required for Sanctioning. Nothing on this page should be manually entered, it is populated by the other sheets in the workbook.

The sections: Offensive/Defensive actions, Per Jam, Errors, +/- and Overall do not have to be filled in as they depend on information from the extra credit workbook section.

Workbook Instructions

1. Fill out the Roster on the IBRF tab before printing sheets. It will populate the workbook. Be sure to enter the date of the bout and the team names before printing, otherwise the forms will print out as "Home Team vs Away Team" with no dates (so the sheets can be used for scrimmages). Doing this will automatically populate the Team Pen, Actions and Errors sheets for bout usage. If there is an empty in the either roster input "-" in Number and Name columns

Note: The directions on what pages to print are not needed if you use Excel or viewer to print.

Print out the following tabs (PINK) for use DURING the bout:

1. IBRF
2. Score (four sheets, two for each team)
3. Penalties (four sheets, two for each team)
4. Lineup (four sheets, two for each team)
5. Expulsion- (Print a few to be on hand during the bout in case of Expulsion/Suspension).
Suspension form

Print out the following tabs (AQUA) for use DURING the bout (if possible):

1. Actions (four sheets, opposite teams covered)
2. Errors (two sheets, opposite teams covered)
3. Jam (one sheet, for use by Jam Timer)

After the bout, transcribe the information from the sheets:

2. Score P.1 & 2
3. Penalties P.1 & 2
4. Lineup P.1 & 2
5. Actions P.1 & 2 (if used)
6. Errors P.1 & 2 (if used)
7. Jam P.1 & P.2 (if used)

You don't need to print Read ME, Bout Summary or Penalty Summary tabs before the bout.

NOTE: THERE ARE INSTRUCTIONAL COMMENTS IN CELLS & AT THE BOTTOM OF EACH SHEET

Extra Credit (AQUA)

Tabs in Aqua are not required but when filled out will complete the Game Summary tab and provide more detailed stats information.

Stats Summary Pages (GREY)

Tabs in Grey can be printed out and shared with coaches and skaters. Try and provide them with an understanding of the meaning of the terms that describe their statistics.

Print Only Tabs (BLUE)

Blue tabs are optional sheets for printing only that you may find useful. One Penalty Tracker tab puts both teams on a single sheet, enter the data on the pink Penalties tab, not on the blue O.P.T. tab.

Penalty Box tab has a log for penalty box timekeepers. Whiteboards tab is a handy reference sheet to tape to the back of your white boards.

PLEASE NOTE: It is highly recommended that the teams negotiate for captains from both teams to have a copy of all documents. The host league is responsible for turning them in, but documents will be accepted from either team, so it is worthwhile for the visiting team to have a backup.

Please do not abbreviate your league or team when naming documents for sanctioning.

© 2010 Women's Flat Track Derby Association (WFTDA)

WFTDA Interleague Bout Reporting Form (IBRF)

Section 1. VENUE & ROSTERS (Complete BEFORE the bout)

Location:	Menard Center			Wasilla		
	VENUE NAME			CITY		ST/PRV
Date:	Saturday, January 15, 2011		Start Time:	7:00 PM	End Time:	9:00 PM

TEAM ROSTERS - List in order of skater number (numeric portion)

HOME TEAM				VISITING TEAM			
LEAGUE	Rage City			LEAGUE	Rage City		
TEAM	Devil's Club			TEAM	Sockeye Sallys		
# of players	Skater #	Skater Name		# of players	Skater #	Skater Name	
1	1	NE Pat Riot		1	003	Salmon Ella	
2	2N1	Shocker Khan		2	9	Tower Puss	
3	13	Nautical Nuisance		3	27	Spenard Itch	
4	21	Kat Scratch Beaver		4	69	Baracuda Barbie	
5	51	The Nubbin		5	71	Loose Nut Lolly	
6	66	Pain Maker Sally		6	88	White Russian	
7	70	Mrs. Furious		7	100	Lil Red Vette	
8	867	Blitzkrieg Baker		8	134	Hurtz Jenerator	
9	94	Gin Rubby		9	227	Volatile Violet	
10	193	Rogue State		10	247	Lascivious Lenabelle	
11	274	Feel De Pain		11	268	Lethal Lavender	
12	477	VaLisa Raptor		12	2012	Sarah Impale'Em	
13				13	61 13	Luna Bane	
14				14			
Alt 1				Alt 1			
Alt 2				Alt 2			

Referee Name	Position	League	Cert.	Referee Name	Position	League	Cert.
Res Judiquada	Jam			Donny Fiasco	Jam		
Jerm Warfare	OPR			Tommy Hellfinger	IPR		
Anal Tex	IPR			Brohican	OPR		
The Constable	Head						

Section 2. SCORE (Complete DURING or IMMEDIATELY AFTER bout)

HOME TEAM					VISITING TEAM				
Period	Points	Penalties	Min	Maj	Period	Points	Penalties	Min	Maj
Period 1	58	20	7		Period 1	44	17	11	
Period 2	74	25	11		Period 2	63	28	9	
BOUT TOTAL POINTS:	132	PENALTIES:	45	18	TOTAL POINTS:	107	PENALTIES:	45	20

Expulsion/suspension notes:

Section 3. CERTIFICATION (Complete IMMEDIATELY AFTER Bout)

Home Team Captain		Visiting Team Captain	
Skate Name:		Skate Name:	
Legal Name:		Legal Name:	
Signature:		Signature:	
Head Referee		Head NSO/Scorekeeper	
Skate Name:		Skate Name:	
Legal Name:		Legal Name:	
Signature:		Signature:	



A scanned IBRF with signatures and the completed stats are due within 2 weeks of bout date to: sanctioning@wftda.com

IBRF © June 2010 Women's Flat Track Derby Association (WFTDA)



LIST OF NON-SKATING OFFICIALS/STAT TRACKERS

Official/Tracker's Name	Non-Skating Official Position	League	Certification
Timekeeper -- Howell D. Spanker			
Penalty tracker -- Boondock Saint, Re Pete Offender			
Wrangler -- Mach 4			
outside tracker -- Emma Peelout			
penalty box -- Bruise Pristine, Ness U. Up, Tenacious Leigh			
Score Board Operator -- Backseat Tex			
Line Up Tracker -- Lars Johson, Mike Yarborough			
Scoretracking -- 0014, Razor Burns			
Actions and Errors -- Kung Pow! Kim, Hypnohighs, Frost*Sting			
Actions and Errors -- The Deadliest Snatch, Rainy Bell, Jenetically Evil			
Errors and Actions -- Siirial Spanker, Luna Bane			
Jam Tracker -- Johnny Riot, Pulie Sweet			
BOUT AWARDS			
MVP			



A scanned IBRF with signatures and the completed stats are due within 2 weeks of bout date to: sanctioning@wftda.com

IBRF © June 2010 Women's Flat Track Derby Association (WFTDA)



TEAM:		Devil's Club					SCOREKEEPER:					Razor Burns					JAM REF:					Res Judiquada					Per. 1		1/15/2011		SCORE	
JAM	Jammer's Number	LOST	LEAD	CALL	INJ.	NP	Pass 2	GP	Pass 3	GP	Pass 4	GP	Pass 5	GP	Pass 6	GP	Pass 7	GP	Pass 8	GP	Jam Total	Game Total										
1	66						4	J	5	J											9	9										
2	70						0														0	9										
3	867	X	X				4														4	13										
4	66						4														4	17										
5	66	X					1														1	18										
6	867						0														0	18										
7	14	X					4														4	22										
8	66	X	X				2														2	24										
9	70	X					4														4	28										
10	66						0														0	28										
11	70	X	X				5	J	2	J											7	35										
12	66	X	X				5	B	2												7	42										
13	70						0														0	42										
14	867	X	X				0														0	42										
15	66	X	X				4														4	46										
16	1	X	X				4														4	50										
17	70						0														0	50										
18	66	X					4		4												8	58										
18	PERIOD TOTALS	0	11	7	0	0	45		13												58	58										

JAM: Write in jam number starting from 1. If there is a star pass move to the next line and indicate with **SP** in the Jam # column.

LEAD TRACKING: Lost = When a jammer loses the ability to become lead jammer or loses lead jammer status itself. Do not check this box if the jammer is eligible but the opposing jammer is assigned lead jammer status first. **Lead** = Lead Jammer. **Call** = Called Jam, when the listed jammer successfully calls off the jam before jam time runs out. This is checked whether or not the jam was called legally.

INJ = Called For Injury before the natural end of the jam. **NP** = First pass is not completed by the end of the jam (No Pass). ALL of the Lead and Call categories should be marked with an **X**.

GHOST POINT (GP) CODES: **B** - Blocker in the Box, **J** - Jammer in the Box, **L** - jammer Lap point, **O** - Out of play point(s) awarded, **N** - Not on the track, **GP** - Ghost Point type unknown

TEAM:		Devil's Club					SCOREKEEPER:					0014					JAM REF:					Donny Fiasco					Per. 2		1/15/2011		SCORE	
JAM	Jammer's Number	LOST	LEAD	CALL	INJ.	NP	Pass 2	GP	Pass 3	GP	Pass 4	GP	Pass 5	GP	Pass 6	GP	Pass 7	GP	Pass 8	GP	Jam Total	58										
1	66						0															0	58									
2	70				X		3															3	61									
3	70						0															0	61									
4	66		X	X			4															4	65									
5	66		X				5	L	5	J	5	J	4	J								19	84									
6	70						3															3	87									
7	1						0															0	87									
8	66		X	X			5	L B	2													7	94									
9	867						0															0	94									
10	66		X	X			4		2													6	100									
11	70						0															0	100									
12	51					X																0	100									
13	66		X	X			5	L B	5	L	5	L	2									17	117									
14	70					X																0	117									
15	66						0															0	117									
16	66		X	X			5	L	4		3											12	129									
17	867						3															3	132									
17	PERIOD TOTALS	0	6	5	1	2	37		18		13		6									74	132									

JAM: Write in jam number starting from 1. If there is a star pass move to the next line and indicate with **SP** in the Jam # column.

LEAD TRACKING: Lost = When a jammer loses the ability to become lead jammer or loses lead jammer status itself. Do not check this box if the jammer is eligible but the opposing jammer is assigned lead jammer status first.

Lead = Lead Jammer. **Call** = Called Jam, when the listed jammer successfully calls off the jam before jam time runs out. This is checked whether or not the jam was called legally.

INJ = Called For Injury before the natural end of the jam. **NP** = First pass is not completed by the end of the jam (No Pass). ALL of the Lead and Call categories should be marked with an **X**.

GHOST POINT (GP) CODES: **B** - Blocker in the Box, **J** - Jammer in the Box, **L** - jammer Lap point, **O** - Out of play point(s) awarded, **N** - Not on the track, **GP** - Ghost Point type unknown

TEAM: Sockeye Sallys		SCOREKEEPER: 0014										JAM REF: Donny Fiasco								Per. 1 1/15/2011		SCORE	
JAM	Jammer's Number	LOST	LEAD	CALL	INJ.	NP	Pass 2	GP	Pass 3	GP	Pass 4	GP	Pass 5	GP	Pass 6	GP	Pass 7	GP	Pass 8	GP	Jam Total	Game Total	
1	27	X	X				2															2	2
2	268		X				5	L	4	B												9	11
3	71						0															0	11
4	27		X	X			4															4	15
5	88						3															3	18
6	27		X	X			5	L B	3													8	26
7	003						2															2	28
8	9						1															1	29
9	003						1															1	30
10	27		X	X			0															0	30
11	9						0															0	30
12	9						1															1	31
13	27		X	X			4															4	35
14	268						0															0	35
15	27						2															2	37
16	9						0															0	37
17	268	X	X				3															3	40
18	268						4															4	44
18	PERIOD TOTALS	2	7	4	0	0	37		7													44	44

JAM: Write in jam number starting from 1. If there is a star pass move to the next line and indicate with **SP** in the Jam # column.

LEAD TRACKING: **Lost** = When a jammer loses the ability to become lead jammer or loses lead jammer status itself. Do not check this box if the jammer is eligible but the opposing jammer is assigned lead jammer status first.

Lead = Lead Jammer. **Call** = Called Jam, when the listed jammer successfully calls off the jam before jam time runs out. This is checked whether or not the jam was called legally.

INJ = Called For Injury before the natural end of the jam. **NP** = First pass is not completed by the end of the jam (No Pass). ALL of the Lead and Call categories should be marked with an **X**.

GHOST POINT (GP) CODES: **B** - Blocker in the Box, **J** - Jammer in the Box, **L** - jammer Lap point, **O** - Out of play point(s) awarded, **N** - Not on the track, **GP** - Ghost Point type unknown

TEAM: Sockeye Sallys		SCOREKEEPER:										JAM REF:		Per.2		1/15/2011		SCORE				
JAM	Jammer's Number	LOST	LEAD	CALL	INJ.	NP	Pass 2	GP	Pass 3	GP	Pass 4	GP	Pass 5	GP	Pass 6	GP	Pass 7	GP	Pass 8	GP	Jam Total	44
1	27		X	X			4		3												7	51
2	268		X		X		5	L													5	56
3	268						4		4												8	64
4	27						2														2	66
5	268					X															0	66
6	27		X	X			4		4												8	74
7	003		X	X			2														2	76
8	27						0														0	76
9	268		X	X			0														0	76
10	27						4	B													4	80
11	003		X				4	B B													4	84
12	268		X				4	B	3												7	91
13	003						0														0	91
14	27		X	X			4	B B	5	L	3										12	103
15	268		X	X			0														0	103
16	9						0														0	103
17	27		X				4	B													4	107
17	PERIOD TOTALS	0	10	6	1	1	41		19		3										63	107

JAM: Write in jam number starting from 1. If there is a star pass move to the next line and indicate with **SP** in the Jam # column.

LEAD TRACKING: **Lost** = When a jammer loses the ability to become lead jammer or loses lead jammer status itself. Do not check this box if the jammer is eligible but the opposing jammer is assigned lead jammer status first.

Lead = Lead Jammer. **Call** = Called Jam, when the listed jammer successfully calls off the jam before jam time runs out. This is checked whether or not the jam was called legally.

INJ = Called For Injury before the natural end of the jam. **NP** = First pass is not completed by the end of the jam (No Pass). ALL of the Lead and Call categories should be marked with an **X**.

GHOST POINT (GP) CODES: **B** - Blocker in the Box, **J** - Jammer in the Box, **L** - jammer Lap point, **O** - Out of play point(s) awarded, **N** - Not on the track, **GP** - Ghost Point type unknown

#	MINORS				MINORS				MINORS				MINORS				TOT	PENALTY MINUTES				FO/EXP	Minor or Major
	I	C																L	B	L	B		
1	7	11															2						
2N1	B	X	B	I													4	L	4				Back Block
	1	5	9	11														5	11				
13	F	F															2						Blk w/ Head
	3	3																					
21																	0						Cut Track
51																	0						Dir of Play
66	B	B															2						Elbows
	1	5																					
70	P	I	I														3	P	B				Forearms
	5	6	17															4	17				
867	C	B	X	B													4	4					High Block
	1	4	6	17														17					
94	B																1						Illegal Proc
	8																						
193	F	P															2	L	B	L	B		Low Block
	6	7																5	8	12	16		
274																	0						Multi-Player
477																	0						OOB Block
																							Out of Play
																							Skate OOB
																							Major or Expulsion
																							N
																							Insubord'n
																							G

1 2 3 4 5 6 7 8 9 10 11 12 13 14 15 16 17 18 19 20 21 22 23 24 25

CARRY OVER: For penalties that carry over from a previous period, shade the equivalent number of boxes.
PENALTY MINUTES: Enter codes for major penalties in the minutes column. Use **4s** for turns in box for four minors.
FOUL-OUTS for penalty minutes should be marked as **PM**. **EXPULSIONS** should be listed as either N or G.

(Gross)
Misconduct

#	MINORS			MINORS			MINORS			MINORS			MINORS			TOT	PENALTY MINUTES					FO/EXP	Minor or Major	
003	B														1	E	E							Major
	14															2	17							
9															0	B								Back Block
																11								
27	L	L													2	X								Blk w/ Head
	4	10														1								
69	B	F													2									Cut Track
	16	16																						
71	B														1	B								Dir of Play
	12															12								
88	B														1	P	X							Elbows
	2															2	5							
100															0									Forearms
134	P	B	B												3	E								High Block
	1	5	11													17								
227	B	I													2									Illegal Proc
	8	12																						
247	X														1	E								Low Block
	11															2								
268	X	I	B	X											4	L	C	4						Multi-Player
	1	9	11	17												6	9	17						
2012															0									OOB Block
61 13															0									Out of Play
																								Skate OOB
																								Major or Expulsion
																								N
																								Insurbord'n
																								G
																								(Gross)

1 2 3 4 5 6 7 8 9 10 11 12 13 14 15 16 17 18 19 20 21 22 23 24 25

CARRY OVER: For penalties that carry over from a previous period, shade the equivalent number of boxes.

PENALTY MINUTES: Enter codes for major penalties in the minutes column. Use 4s for turns in box for four minors.

FOUL-OUTS for penalty minutes should be marked as **PM**. **EXPULSIONS** should be listed as either N or G.

(Gross)

Misconduct

TEAM:		Rage City/Devil's Club						PENALTY TRACKER:										Re Pete Offender		1/15/11		Period 2		FO/EXP	Minor or Major
#	MINORS		MINORS		MINORS		MINORS		MINORS		MINORS		MINORS		MINORS		TOT	PENALTY MINUTES				FO/EXP	Minor or Major		
1	E	L	L	B	P												5	4	P	L	A				Major B
	1	2	12	12	12													2	3	10	16				
2N1																	0			B					Back Block H
																				16					
13	B																1								Blk w/ Head X
	11																								
21																	0								Cut Track C
51																	0								Dir of Play E
66	X	I	F														3	B	4	E					Elbows F
	5	11	14															6	11	13					
70		I	X	F	X	E	I										6			4	B				Forearms A
		1	3	8	14	16	17													1	2				
867	F	C	F	C	B	F	I										7		P	4					High Block I
	5	6	8	11	12	15	17												3	12					
94	B	O	E														3	F	4	A					Illegal Proc L
	13	13	13															9	13	13					
193																	0					P			Low Block M
																						6			
274																	0								Multi-Player O
477																	0								OOB Block P
																									Out of Play S
																									Skate OOB Major or Expulsion
																									N
																									G (Gross) Misconduct
<p>CARRY OVER: For penalties that carry over from a previous period, shade the equivalent number of boxes.</p> <p>PENALTY MINUTES: Enter codes for major penalties in the minutes column. Use 4s for turns in box for four minors.</p> <p>FOUL-OUTS for penalty minutes should be marked as PM. EXPULSIONS should be listed as either N or G.</p>																									

#	MINORS		MINORS		MINORS		MINORS		MINORS		MINORS		MINORS		TOT	PENALTY MINUTES				FO/EXP	Minor or Major
	O	B														X	B	F			
003	1	13													2		3	5	16		
9	X														1						Back Block
	16																				H
27		X	I	I											3	B	4				Blk w/ Head
		4	11	17												8	11				X
69		B	F												2	4					Cut Track
		14	14													14					C
71	X	P	I	I											4	4					Dir of Play
	3	5	8	11												8					E
88	F	B	I												3		L	P	4	L	Elbows
	7	8	11													2	6	11	12		F
100															0						Forearms
134			I	B	X	P	P								5	4	P	4			High Block
			7	7	8	11	11									7	8	11			I
227															0						Illegal Proc
247	B	I													2			4			Low Block
	5	10																5			M
268			X	X	I	B	I								5	P					Multi-Player
			3	3	3	5	8									5					O
2012	P														1						OOB Block
	6																				P
61 13															0						Out of Play
																					S
																					Skate OOB
																					Major or Expulsion
																					N
																					Insurbord'n
																					G

1 2 3 4 5 6 7 8 9 10 11 12 13 14 15 16 17 18 19 20 21 22 23 24 25

CARRY OVER: For penalties that carry over from a previous period, shade the equivalent number of boxes.
PENALTY MINUTES: Enter codes for major penalties in the minutes column. Use 4s for turns in box for four minors.
FOUL-OUTS for penalty minutes should be marked as **PM**. **EXPULSIONS** should be listed as either N or G.

(Gross)
Misconduct

Team:		Devil's Club			Lineup Tracker:			Mike		1/15/11		Per.1	
JAM	Pivot	BOX	Blocker	BOX	Blocker	BOX	Blocker	BOX	Jammer	BOX	Curr Pass		
1	2N1		1		70		867		66		1 2 3 4	5 6 7 8	
2	2N1		1		193		66		70		1 2 3 4	5 6 7 8	
3	1		274		193		13		867		1 2 3 4	5 6 7 8	
4	867		2N1		193		70	3	66		1 2 3 4	5 6 7 8	
5	94		2N1		193	2	70	0 2	66		1 2 3 4	5 6 7 8	
6	8		70		193		66		867		1 2 3 4	5 6 7 8	
7	70		2N1		13		70		1		1 2 3 4	5 6 7 8	
8	94		94		193	2	13		66		1 2 3 4	5 6 7 8	
9	2N1		51		193	0 3	1		70		1 2 3 4	5 6 7 8	
10	2N1		274		13		867		66		1 2 3 4	5 6 7 8	
11	193		2N1	1 2	867	2	1		70		1 2 3 4	5 6 7 8	
12	867		2N1		193	0 3	94		66		1 2 3 4	5 6 7 8	
13	867		1		193		51		70		1 2 3 4	5 6 7 8	
14	66		2N1		193		13		867		1 2 3 4	5 6 7 8	
15	70		274		193		2N1		66		1 2 3 4	5 6 7 8	
16	66		51		867		193	1	1		1 2 3 4	5 6 7 8	
17	867	2	274		2N1		193	0 2	70	2 2	1 2 3 4	5 6 7 8	
18	867		1		51		2N1		66		1 2 3 4	5 6 7 8	
											1 2 3 4	5 6 7 8	
											1 2 3 4	5 6 7 8	
											1 2 3 4	5 6 7 8	
											1 2 3 4	5 6 7 8	
											1 2 3 4	5 6 7 8	
											1 2 3 4	5 6 7 8	
											1 2 3 4	5 6 7 8	
											1 2 3 4	5 6 7 8	
											1 2 3 4	5 6 7 8	
											1 2 3 4	5 6 7 8	

Note any box time carrying over from first period onto the P.2 sheet before turning in P.1 sheet. Jam number starts from 1 for each period.
 Circle opposing jammer's current pass. When a star pass occurs, enter SP below current jam number, with jammer and pivot reversed, same blockers, maintain current pass count. For skaters entering the penalty box, include opposing jammer's current pass in which they were sent off the track in the left box. For skaters reentering the pack from the box, include the current pass where they returned in the right box. Use zero on left to denote a skater starting the jam in box. If jam is called for injury, indicate it with a INJ in the BOX column of the injured skater.

Team:		Devil's Club		Lineup Tracker:			MIKE		1/15/11		Per.2	
JAM	Pivot	BOX	Blocker	BOX	Blocker	BOX	Blocker	BOX	Jammer	BOX	Curr Pass	
1	2N1		70	0 3	1		867		66		1 2 3 4 5 6 7 8	
2	51		193		1	1	66		70	2	1 2 3 4 5 6 7 8	
3	2N1		193		1	0 3 4	867	3	70	0 3	1 2 3 4 5 6 7 8	
4	2N1		13		1	0 2	867	0 2	66		1 2 3 4 5 6 7 8	
5	867		193		94		2N1		66		1 2 3 4 5 6 7 8	
6	867		193	4	66	3	2N1		70		1 2 3 4 5 6 7 8	
7	867		193	0	66	0 1	2N1		1		1 2 3 4 5 6 7 8	
8	867		193	0 1	70		13		66		1 2 3 4 5 6 7 8	
9	70		274		94	2	2N1		867		1 2 3 4 5 6 7 8	
10	66		1	3	94	0 3	551		2N1		1 2 3 4 5 6 7 8	
11	867		1	0	66	1	13		70		1 2 3 4 5 6 7 8	
12	867	3 4	1	0 1	66	0 1	2N1		51		1 2 3 4 5 6 7 8	
13	2N1		193		94	1	1		66		1 2 3 4 5 6 7 8	
14	2N1		867		94	0 4	66	2 4	70		1 2 3 4 5 6 7 8	
15	70		867		13		1		66		1 2 3 4 5 6 7 8	
16	70		867		2N1	2	1	2	66		1 2 3 4 5 6 7 8	
17	70	2	94		2N1	0 1	1	0 2	867		1 2 3 4 5 6 7 8	
											1 2 3 4 5 6 7 8	
											1 2 3 4 5 6 7 8	
											1 2 3 4 5 6 7 8	
											1 2 3 4 5 6 7 8	
											1 2 3 4 5 6 7 8	
											1 2 3 4 5 6 7 8	
											1 2 3 4 5 6 7 8	
											1 2 3 4 5 6 7 8	
											1 2 3 4 5 6 7 8	

Note any box time carrying over from first period onto the P.2 sheet before turning in P.1 sheet. Jam number starts from 1 for each period.

Circle opposing jammer's current pass. When a star pass occurs, enter SP below current jam number, with jammer and pivot reversed, same blockers, maintain current pass count. For skaters entering the penalty box, include opposing jammer's current pass in which they were sent off the track in the left box. For skaters reentering the pack from the box, include the current pass where they returned in the right box. Use zero on left to denote a skater starting the jam in box. If jam is called for injury, indicate it with a INJ in the BOX column of the injured skater.

Team:		Sockeye Sallys		Lineup Tracker:		Lars		1/15/11		Per.1		
JAM	Pivot	BOX		Blocker	BOX	Blocker	BOX	Blocker	BOX	Jammer	BOX	Curr Pass
1	268			71		88		134		27	2 4	1 2 3 4 5 6 7 8
2	88	2		003	3	247	2	134		268		1 2 3 4 5 6 7 8
3	88	0	2	003	0	247	0 2	134	2	71		1 2 3 4 5 6 7 8
4	268			003	0 1	247		227	0	27		1 2 3 4 5 6 7 8
5	268			71		69		13		88	1 2	1 2 3 4 5 6 7 8
6	268	1		134		69		71		27		1 2 3 4 5 6 7 8
7	268	0		134		247		88		003		1 2 3 4 5 6 7 8
8	268	0	1	27		227		003		9		1 2 3 4 5 6 7 8
9	268	3		71		247		134		003		1 2 3 4 5 6 7 8
10	268	0		71		88		227		27		1 2 3 4 5 6 7 8
11	268	0	1	247		88		134		9	2	1 2 3 4 5 6 7 8
12	71	2		003		2012		268		9	0 1	1 2 3 4 5 6 7 8
13	71	0		227		88		69		27		1 2 3 4 5 6 7 8
14	71	0	1	003		2012		247		268		1 2 3 4 5 6 7 8
15	71			88		134		227		27		1 2 3 4 5 6 7 8
16	003			71		247		69		9		1 2 3 4 5 6 7 8
17	134	1		003	1	2012		88		268	1	1 2 3 4 5 6 7 8
18	134	0	3	003	0 3	247		227		268	0 2	1 2 3 4 5 6 7 8
												1 2 3 4 5 6 7 8
												1 2 3 4 5 6 7 8
												1 2 3 4 5 6 7 8
												1 2 3 4 5 6 7 8
												1 2 3 4 5 6 7 8
												1 2 3 4 5 6 7 8
												1 2 3 4 5 6 7 8
												1 2 3 4 5 6 7 8
												1 2 3 4 5 6 7 8
												1 2 3 4 5 6 7 8

Note any box time carrying over from first period onto the P.2 sheet before turning in P.1 sheet. Jam number starts from 1 for each period.
 Circle opposing jammer's current pass. When a star pass occurs, enter SP below current jam number, with jammer and pivot reversed, same blockers, maintain current pass count. For skaters entering the penalty box, include opposing jammer's current pass in which they were sent off the track in the left box. For skaters reentering the pack from the box, include the current pass where they returned in the right box. Use zero on left to denote a skater starting the jam in box. If jam is called for injury, indicate it with a INJ in the BOX column of the injured skater.

Team:		Sockeye Sallys				Lineup Tracker:		LARS		1/15/11	Per. 2	
JAM	Pivot	BOX	Blocker	BOX	Blocker	BOX	Blocker	BOX	Jammer	BOX	Curr Pass	
1	268		88		71		003		27		1 2 3 4 5 6 7 8	
2	003		88	1	247		134		268		1 2 3 4 5 6 7 8	
3	247		88	0 1	003	1	71		268		1 2 3 4 5 6 7 8	
4	88		134		003	0	71		27		1 2 3 4 5 6 7 8	
5	71		247		003	0 2 6	2012	4	268	3 6	1 2 3 4 5 6 7 8	
6	268		88	2	003	0 2	2012	0 1	27		1 2 3 4 5 6 7 8	
7	71		88	0 2	247		134	2	003		1 2 3 4 5 6 7 8	
8	268		88		71	1 3	134	0 1 3	27	1 2	1 2 3 4 5 6 7 8	
9	003		88		2012		134	0	268		1 2 3 4 5 6 7 8	
10	71		247		69		134	0 2	27		1 2 3 4 5 6 7 8	
11	268		88	1	71		27	1	003		1 2 3 4 5 6 7 8	
12	71		88	0 2 2	134	2	27	0 1	268		1 2 3 4 5 6 7 8	
13	247		88	0 4	134	0 3	2012		003		1 2 3 4 5 6 7 8	
14	268		88		134		69	1	27		1 2 3 4 5 6 7 8	
15	247		2012		71		69	0 2	268		1 2 3 4 5 6 7 8	
16	003	1 4	88		268	4	134		9		1 2 3 4 5 6 7 8	
17	003		88		268	0	134		27		1 2 3 4 5 6 7 8	
											1 2 3 4 5 6 7 8	
											1 2 3 4 5 6 7 8	
											1 2 3 4 5 6 7 8	
											1 2 3 4 5 6 7 8	
											1 2 3 4 5 6 7 8	
											1 2 3 4 5 6 7 8	
											1 2 3 4 5 6 7 8	
											1 2 3 4 5 6 7 8	
											1 2 3 4 5 6 7 8	
											1 2 3 4 5 6 7 8	
											1 2 3 4 5 6 7 8	
											1 2 3 4 5 6 7 8	
											1 2 3 4 5 6 7 8	
											1 2 3 4 5 6 7 8	

Note any box time carrying over from first period onto the P.2 sheet before turning in P.1 sheet. Jam number starts from 1 for each period.
 Circle opposing jammer's current pass. When a star pass occurs, enter SP below current jam number, with jammer and pivot reversed, same blockers, maintain current pass count. For skaters entering the penalty box, include opposing jammer's current pass in which they were sent off the track in the left box. For skaters reentering the pack from the box, include the current pass where they returned in the right box. Use zero on left to denote a skater starting the jam in box. If jam is called for injury, indicate it with a INJ in the BOX column of the injured skater.



Women's Flat Track Derby Association

Expulsion/Suspension Documentation Form



This form is used to document any cases of expulsion/suspension during a WFTDA Sanctioned Game. Please record the following information immediately following the game and prior to completing the IBRF. This form should be presented along with the IBRF for signatures.

Game Date:		Teams:	
------------	--	--------	--

Action Report: Please print name in provided box under title and describe the actions surrounding the Expulsion/Suspension. Please sign in space provided at bottom of form.

Referee Initiating the Expulsion:	
-----------------------------------	--

--	--

Tournament/Bout Head Ref:	
---------------------------	--

--	--

Expelled Skater:	
------------------	--

--	--

Home/Light Team Captain:	
--------------------------	--

--	--

Visitor/Dark Team Captain:	
----------------------------	--

--	--

WFTDA Games Rep:	
------------------	--

--	--

Suspension recommended:	Yes	Head Ref	Home/Light Team Captain
	No		

Expelled/Suspended Skater	WFTDA Official	Visitor/Dark team Captain
---------------------------	----------------	---------------------------

WFTDA REQUIRED STANDARDIZED STATS

Rage City/Devil's Club vs. Rage City/Sockeye Sallies
Saturday, January 15, 2011

ROSTERS		JAMS PLAYED				POINTS				LEAD JAMMER						POINTS FOR/AGAINST & PLUS/MINUS						V.T.A.R.				PENALTIES										
#	Rage City - Devil's Club	JAMMER	PIVOT	BLOCKER	TOTAL	% JAMS SKATED	BOX PTS.	GR. SLAMS	GHOST PTS.	POINTS	PPJ	LOST	LEAD	CALLED	NO PASS	LEAD %	LEAD +/-	AVERAGE LEAD +/-	PTS FOR	PTS AGAINST	TOTAL +/-	AVERAGE JAMMER +/-	AVERAGE PIVOT +/-	AVERAGE BLOCKER +/-	AVG +/-	VTAR PTS FOR	VTAR PTS AGAINST	VTAR TOTAL +/-	VTAR JAMMER AVG +/-	VTAR PIVOT AVG +/-	VTAR BLOCKER AVG +/-	TOTAL VTAR AVG +/-	MINORS	MAJORS	PENALTY MINUTES	
1	NE Pat Riot	3	1	17	21	60%	0	0	0	4	2.00	0	1	1	0	33%	4	4.00	85	65	20	1.33	4.00	0.71	0.95	19.6	17.6	2.0	1.97	2.35	-0.32	-0.06	7	3	4	
2N1	Shocker Khan	1	9	16	26	74%	0	0	0	0		0	0	0	0	0%	0		112	68	44	2.00	-0.78	3.06	1.69	46.6	20.6	26.0	2.64	-2.43	2.03	0.68	4	2	3	
13	Nautical Nuisance	0	0	9	9	26%													21	11	10			1.11	1.11	-44.4	-36.4	-8.0			0.08	0.10	3	0	0	
21	Kat Scratch Beaver	0	0	0	0																															
51	The Nubbin	1	1	4	6	17%	0	0	0	0	0.00	0	0	0	1	0%	0		19	21	-2	-7.00	-2.00	1.75	-0.33	-46.4	-26.4	-20.0	-6.36	-3.65	0.72	-1.34	0	0	0	
66	Pain Maker Sally	15	3	8	26	74%	8	6	0	100	6.25	0	11	8	0	73%	70	6.36	110	68	42	4.53	2.00	-4.00	1.62	44.6	20.6	24.0	5.17	0.35	-5.03	0.61	5	2	3	
70	Mrs. Furious	10	6	7	23	66%	2	0	0	17	1.70	0	2	1	1	20%	10	5.00	65	88	-23	-3.70	2.50	-0.14	-1.00	-0.4	40.6	-41.0	-3.06	0.85	-1.17	-2.01	9	3	4	
867	Blitzkrieg Baker	5	11	10	26	74%	0	0	0	7	1.40	0	2	2	0	40%	4	2.00	91	63	28	-1.00	1.00	2.20	1.08	25.6	15.6	10.0	-0.36	-0.65	1.17	0.07	11	1	3	
94	Gin Rubby	0	2	8	10	29%													57	26	31		-0.50	4.00	3.10	-8.4	-21.4	13.0		-2.15	2.97	2.09	4	2	3	
193	Rogue State	0	1	20	21	60%													86	59	27		7.00	1.00	1.29	20.6	11.6	9.0		5.35	-0.03	0.28	2	5	5	
274	Feel De Pain	0	0	5	5	14%													8	5	3			0.60	0.60	-57.4	-42.4	-15.0			-0.43	-0.41	0	0	0	
477	VaLisa Raptor	0	0	0	0																															
TEAM SUMMARIES		35	34	104	173	49%	10	6	0	128	3.66	0	16	12	2	46%	88	4.34	65	47	18	-1	2	1	1	N/A	N/A	N/A	N/A	N/A	N/A	N/A	N/A	45	18	25
#	Rage City - Sockeye Sallies	JAMMER	PIVOT	BLOCKER	TOTAL	% JAMS SKATED	BOX PTS.	GR. SLAMS	GHOST PTS.	POINTS	PPJ	LOST	LEAD	CALLED	NO PASS	LEAD %	LEAD +/-	AVERAGE LEAD +/-	PTS FOR	PTS AGAINST	TOTAL +/-	AVERAGE JAMMER +/-	AVERAGE PIVOT +/-	AVERAGE BLOCKER +/-	AVG +/-	VTAR PTS FOR	VTAR PTS AGAINST	VTAR TOTAL +/-	VTAR JAMMER AVG +/-	VTAR PIVOT AVG +/-	VTAR BLOCKER AVG +/-	TOTAL VTAR AVG +/-	MINORS	MAJORS	PENALTY MINUTES	
003	Salmon Ella	5	5	13	23	66%	2	0	0	9	1.80	0	2	1	0	40%	6	3.00	65	98	-33	-3.2	-2.6	-0.3	-1.43	16.6	38.1	-21.5	-1.65	-1.55	0.46	-0.36	3	5	5	
9	Tower Puss	5	0	0	5	14%	0	0	0	2	0.40	0	0	0	0	0%	0		2	32	-30	-6.0			-6.00	-46.4	-27.9	-18.5	-4.45			-4.93	1	1	1	
27	Spnard Itch	13	0	3	16	46%	5	2	0	57	4.38	1	9	7	0	69%	30	3.33	69	42	27	1.3		3.3	1.69	20.6	-17.9	38.5	2.86		4.10	2.76	5	2	3	
69	Baracuda Barbie	0	0	7	7	20%													31	11	20			2.9	2.86	-17.4	-48.9	31.5			3.63	3.93	4	0	1	
71	Loose Nut Lolly	1	8	12	21	60%	0	0	0	0	0.00	0	0	0	0	0%	0		55	69	-14	-4.0	-2.0	0.5	-0.67	6.6	9.1	-2.5	-2.45	-0.95	1.27	0.41	5	1	2	
88	White Russian	1	3	20	24	69%	0	0	0	3	3.00	0	0	0	0	0%	0		84	78	6	2.0	1.0	0.1	0.25	35.6	18.1	17.5	3.55	2.05	0.82	1.32	4	5	6	
100	Lil Red Vette	0	0	0	0																															
134	Hurtz Jenerator	0	2	19	21	60%													67	92	-25		-0.5	-1.3	-1.19	18.6	32.1	-13.5		0.55	-0.49	-0.12	8	2	4	
227	Volatile Violet	0	0	6	6	17%													15	18	-3			-0.5	-0.50	-33.4	-41.9	8.5			0.27	0.57	2	0	0	
247	Lascivious Lenabelle	0	3	13	16	46%													39	80	-41		-3.0	-2.5	-2.56	-9.4	20.1	-29.5		-1.95	-1.69	-1.49	3	1	2	
268	Lethal Lavender	10	14	3	27	77%	2	2	0	36	3.60	1	6	2	1	60%	21	3.50	93	93	0	0.6	0.8	-5.7	0.00	44.6	33.1	11.5	2.15	1.84	-4.90	1.07	9	3	4	
2012	Sarah Impale'Em	0	0	8	8	23%													12	46	-34			-4.3	-4.25	-36.4	-13.9	-22.5			-3.48	-3.18	1	0	0	
61 13	Luna Bane	0	0	0	0																															
TEAM SUMMARIES		35	35	104	174	45%	9	4	0	107	3.06	2	17	10	1	49%	57	3.28	48	60	-12	-1.5	-1.1	-0.8	-1	N/A	N/A	N/A	N/A	N/A	N/A	N/A	N/A	45	20	28

WFTDA EXTRA CREDIT STATS

Rage City/Devil's Club vs. Rage City/Sockeye Sallys
Saturday, January 15, 2011

ROSTERS		OFF/DEF ACTIONS										PER JAM & PERCENTAGE						ERRORS					JAMMER ACTIONS															
#	Rage City - Devil's Club	OFF. BLK	OFF. KD	WHIP	PUSH	DOZER	ASSISTS	1/4 TRACK	FORCEOUT	JAMMER HIT	JAMMER KD	Block Assist	ATTACKS	TOTAL	KD's	ASST/JAM	ASSIST %	ATT/JAM	ATTACK %	Action/Jam	ACTION %	JUKED	MISSED HIT	INEFFECTIVE	HIT & FALL	KNOCKED DN	TOTAL	HITTING ACCURACY	EFFECTIVE HITTING	EFFECTIVE BLOCKING	O.B.A.	JUKE	JUMP	ROLLOFF	HIP WHIP	TOTAL		
1	NE Pat Riot	0	0	0	0	0	0	4	3	6	1	1	15	15	1	0.0	0%	0.7	13%	0.7	12%	3	0	0	5	0	8	100%	100%	70%	0	0	0	2	1	3		
2N1	Shocker Khan	0	0	3	0	0	3	5	8	8	4	0	25	28	4	0.1	60%	1.0	21%	1.1	23%	4	1	4	7	0	16	94%	71%	76%	0	0	0	0	0	0		
13	Nautical Nuisance	0	0	0	0	0	0	1	0	4	0	0	5	5	0	0.0	0%	0.6	4%	0.6	4%	2	1	1	0	0	4	83%	67%	33%								
21	Kat Scratch Beaver																																					
51	The Nubbin	0	0	0	0	0	0	0	1	2	0	0	3	3	0	0.0	0%	0.5	3%	0.5	2%	0	0	0	1	0	1	100%	100%	100%	0	0	0	0	0	0		
66	Pain Maker Sally	0	0	1	0	0	1	0	1	2	0	0	3	4	0	0.0	20%	0.1	3%	0.2	3%	1	1	0	1	0	3	67%	67%	50%	1	28	0	0	1	30		
70	Mrs. Furious	0	0	0	1	0	1	1	4	6	2	0	13	14	2	0.0	20%	0.6	11%	0.6	11%	6	0	1	4	0	11	100%	89%	45%	0	9	0	1	2	12		
867	Blitzkrieg Baker	0	0	0	0	0	0	2	12	26	9	0	49	49	9	0.0	0%	1.9	41%	1.9	40%	3	2	4	12	0	21	95%	85%	82%	0	3	0	2	0	5		
94	Gin Rubby	0	0	0	0	0	0	1	2	1	0	0	4	4	0	0.0	0%	0.4	3%	0.4	3%	0	0	0	0	0	0	100%	100%	100%								
193	Rogue State	0	0	0	0	0	0	2	0	0	0	0	2	2	0	0.0	0%	0.1	2%	0.1	2%	1	0	0	0	0	1			67%								
274	Feel De Pain	0	0	0	0	0	0	0	0	0	0	0	0	0	0	0.0	0%	0.0	0%	0.0	0%	0	0	0	0	0	0											
477	Valisa Raptor																																					
TEAM SUMMARIES		0	0	4	1	0	5	16	31	55	16	1	119	124	16	0.0	10%	0.7	10%	0.7	10%	20	5	10	30	0	65	94%	83%	70%	1	40	0	5	4	50		
#	Rage City - Sockeye Sallys	OFF. BLK	OFF. KD	WHIP	PUSH	DOZER	ASSISTS	1/4 TRACK	FORCEOUT	JAMMER HIT	JAMMER KD	Block Assist	ATTACKS	TOTAL	KD's	AST/JAM	ASSIST %	ATT/JAM	ATTACK %	Action/Jam	ACTION %	JUKED	MISSED HIT	INEFFECTIVE	HIT & FALL	NO IMPACT	TOTAL	HITTING ACCURACY	EFFECTIVE HITTING	EFFECTIVE BLOCKING	O.B.A.	JUKE	JUMP	ROLLOFF	HIP WHIP	TOTAL		
003	Salmon Ella	0	0	0	1	0	1	2	2	6	0	0	10	11	0	0.0	17%	0.4	5%	0.5	5%	2	0	0	3	0	5	100%	100%	67%	0	2	1	0	0	3		
9	Tower Puss	0	0	0	0	0	0	1	0	0	0	0	1	1	0	0.0	0%	0.2	1%	0.2	0%	1	0	0	0	0	1			50%	0	1	0	0	2	3		
27	Spenard Itch	0	0	0	0	0	0	1	3	6	2	0	12	12	2	0.0	0%	0.8	6%	0.8	6%	0	0	2	0	0	2	100%	80%	100%	0	7	1	0	0	8		
69	Baracuda Barbie	0	0	0	0	0	0	0	1	4	0	0	5	5	0	0.0	0%	0.7	3%	0.7	2%	0	0	1	2	0	3	100%	80%	100%								
71	Loose Nut Lolly	0	0	0	0	0	0	2	1	15	1	1	20	20	1	0.0	0%	1.0	10%	1.0	10%	10	0	4	0	0	14	100%	80%	23%	0	0	0	0	0	0		
88	White Russian	0	0	1	0	0	1	11	5	15	8	0	39	40	8	0.0	17%	1.6	20%	1.7	20%	5	0	0	3	0	8	100%	100%	76%	0	0	0	0	1	1		
100	Lil Red Vette																																					
134	Hurtz Jenerator	0	0	1	0	0	1	2	3	13	5	0	23	24	5	0.0	17%	1.1	12%	1.1	12%	6	0	3	3	0	12	100%	86%	45%								
227	Volatile Violet	0	0	0	0	0	0	0	0	1	0	0	1	1	0	0.0	0%	0.2	1%	0.2	0%	1	0	0	0	0	1	100%	100%	0%								
247	Lascivious Lenabelle	0	0	1	0	0	1	1	6	10	0	0	17	18	0	0.1	17%	1.1	9%	1.1	9%	5	0	0	2	0	7	100%	100%	58%								
268	Lethal Lavender	0	0	0	1	1	2	15	23	24	5	0	67	69	5	0.1	33%	2.5	34%	2.6	34%	6	0	0	3	0	9	100%	100%	86%	0	5	0	1	1	7		
2012	Sarah Impale'Em	0	0	0	0	0	0	0	1	2	0	0	3	3	0	0.0	0%	0.4	2%	0.4	1%	3	0	1	2	0	6	100%	67%	25%								
61 13	Luna Bane																																					
TEAM SUMMARIES		0	0	3	2	1	6	35	45	96	21	1	198	204	21	0.0	9%	1.1	9%	1.2	9%	39	0	11	18	0	68	100%	91%	67%	0	15	2	1	4	22		

January 15, 2011

PENALTIES SUMMARY

Enter date on IBRF tab

Devil's Club		MINORS / MAJORS															PM	EXPULSION		EXTRAPOLATED				
#	SKATER	Penalty Types	Back Block	High Blocking	Low Blocking	Elbows	Forearms & Hands	Block w/ Head	Multi-Player	OOB Blocking	Direction of Gameplay	Out of Play	Cut Track	Skating OOB	Illegal Procedure	Insubordination	Misconduct	TOTAL	Penalty Minutes	Gross Misconduct	Insubordination	Fractional PM	Jams Skated	PM Per Jam
1	NE Pat Riot	Min	1	0	2	1	0	0	0	0	1	1	0	0	1	X	X	7	4	0	0	4.75	21	23%
		Maj	0	1	1	0	0	0	0	0	0	1	0	0	0	0	0	3						
2N1	Shocker Khan	Min	2	0	0	0	0	0	0	0	0	0	1	0	1	X	X	4	3	0	0	3.00	26	12%
		Maj	1	0	1	0	0	0	0	0	0	0	0	0	0	0	0	2						
13	Nautical Nuisance	Min	1	0	0	0	2	0	0	0	0	0	0	0	0	X	X	3	0	0	0	0.75	9	8%
		Maj	0	0	0	0	0	0	0	0	0	0	0	0	0	0	0	0						
21	Kat Scratch Beaver	Min	0	0	0	0	0	0	0	0	0	0	0	0	0	X	X	0	0	0	0	0.00	0	
		Maj	0	0	0	0	0	0	0	0	0	0	0	0	0	0	0	0						
51	The Nubbin	Min	0	0	0	0	0	0	0	0	0	0	0	0	0	X	X	0	0	0	0	0.00	6	0%
		Maj	0	0	0	0	0	0	0	0	0	0	0	0	0	0	0	0						
66	Pain Maker Sally	Min	2	0	0	0	1	0	0	0	0	0	1	0	1	X	X	5	3	0	0	3.25	26	13%
		Maj	1	0	0	1	0	0	0	0	0	0	0	0	0	0	0	2						
70	Mrs. Furious	Min	0	0	0	1	1	0	0	0	0	1	2	0	4	X	X	9	4	0	0	5.25	23	23%
		Maj	2	0	0	0	0	0	0	0	0	1	0	0	0	0	0	3						
867	Blitzkrieg Baker	Min	3	0	0	0	3	0	0	0	3	0	1	0	1	X	X	11	3	0	0	3.75	26	14%
		Maj	0	0	0	0	0	0	0	0	0	1	0	0	0	0	0	1						
94	Gin Rubby	Min	2	0	0	1	0	0	0	1	0	0	0	0	0	X	X	4	3	0	0	3.00	10	30%
		Maj	0	1	0	0	1	0	0	0	0	0	0	0	0	0	0	2						
193	Rogue State	Min	0	0	0	0	1	0	0	0	0	1	0	0	0	X	X	2	5	0	0	5.50	21	26%
		Maj	2	0	2	0	0	0	0	0	0	1	0	0	0	0	0	5						
274	Feel De Pain	Min	0	0	0	0	0	0	0	0	0	0	0	0	0	X	X	0	0	0	0	0.00	5	0%
		Maj	0	0	0	0	0	0	0	0	0	0	0	0	0	0	0	0						
477	Valisa Raptor	Min	0	0	0	0	0	0	0	0	0	0	0	0	0	X	X	0	0	0	0	0.00	0	
		Maj	0	0	0	0	0	0	0	0	0	0	0	0	0	0	0	0						
		Min														X	X	0						
		Maj																0						
		Min														X	X	0						
		Maj																0						
		Min														X	X	0						
		Maj																0						
MINOR TOTALS			11	0	2	3	8	0	0	1	4	3	5	0	8	X	X	45		0	0	2.44	14.4	15%
			Avg Minors / Jam: 1.29 ... vs opponent: 0.00								Team Total Minors as % of Bout Total: 50.0%								Total Expulsions			Team Averages		
MAJOR TOTALS			6	2	4	1	1	0	0	0	0	4	0	0	0	0	0	18	25	Total Penalty Minutes				
			Avg Majors / Jam: 0.51 ... vs opponent: -0.06								Team Total Majors as % of Bout Total: 47.4%								47% of Bout Total Penalty Minutes					

January 15, 2011

PENALTIES SUMMARY

Enter date on IBRF tab

Sockeye Sallys		MINORS / MAJORS															PM	EXPULSION		EXTRAPOLATED				
		Penalty Types	Back Block	High Blocking	Low Block	Elbows	Forearms	Block w/ Head	Multi-Player	Block OOB	Clockwise Block	Out of Play	Cut Track	Skating OOB	Illegal Procedure	Insubordination							Misconduct	TOTAL
#	SKATER																	Penalty Minutes	Gross Misconduct	Insubordination	Fractional PM	Jams Skated	PM Per Jam	
003	Salmon Ella	Min	2	0	0	0	0	0	0	1	0	0	0	0	0	0	0	3	5	0	0	5.75	23	25%
		Maj	1	0	0	2	1	0	0	0	0	0	1	0	0	0	0	0						
9	Tower Puss	Min	0	0	0	0	0	0	0	0	0	0	1	0	0	0	0	1	1	0	0	1.25	5	25%
		Maj	1	0	0	0	0	0	0	0	0	0	0	0	0	0	0	0						
27	Spenard Itch	Min	0	0	2	0	0	0	0	0	0	0	1	0	2	0	0	5	3	0	0	3.25	16	20%
		Maj	1	0	0	0	0	0	0	0	0	0	1	0	0	0	0	0						
69	Baracuda Barbie	Min	2	0	0	0	2	0	0	0	0	0	0	0	0	0	0	4	1	0	0	1.00	7	14%
		Maj	0	0	0	0	0	0	0	0	0	0	0	0	0	0	0	0						
71	Loose Nut Lolly	Min	1	0	0	0	0	0	0	0	0	1	1	0	2	0	0	5	2	0	0	2.25	21	11%
		Maj	1	0	0	0	0	0	0	0	0	0	0	0	0	0	0	0						
88	White Russian	Min	2	0	0	0	1	0	0	0	0	0	0	0	1	0	0	4	6	0	0	6.00	24	25%
		Maj	0	0	2	0	0	0	0	0	0	2	1	0	0	0	0	0						
100	Lil Red Vette	Min	0	0	0	0	0	0	0	0	0	0	0	0	0	0	0	0	0	0	0	0.00	0	
		Maj	0	0	0	0	0	0	0	0	0	0	0	0	0	0	0	0						
134	Hurtz Jenerator	Min	3	0	0	0	0	0	0	0	0	3	1	0	1	0	0	8	4	0	0	4.00	21	19%
		Maj	0	0	0	1	0	0	0	0	0	1	0	0	0	0	0	0						
227	Volatile Violet	Min	1	0	0	0	0	0	0	0	0	0	0	0	1	0	0	2	0	0	0	0.50	6	8%
		Maj	0	0	0	0	0	0	0	0	0	0	0	0	0	0	0	0						
247	Lascivious Lenabelle	Min	1	0	0	0	0	0	0	0	0	0	1	0	1	0	0	3	2	0	0	1.75	16	11%
		Maj	0	0	0	1	0	0	0	0	0	0	0	0	0	0	0	0						
268	Lethal Lavender	Min	2	0	0	0	0	0	0	0	0	4	0	3	0	0	0	9	4	0	0	5.25	27	19%
		Maj	0	0	1	0	0	0	0	0	1	1	0	0	0	0	0	0						
2012	Sarah Impale'Em	Min	0	0	0	0	0	0	0	0	0	1	0	0	0	0	0	1	0	0	0	0.25	8	3%
		Maj	0	0	0	0	0	0	0	0	0	0	0	0	0	0	0	0						
61 13	Luna Bane	Min	0	0	0	0	0	0	0	0	0	0	0	0	0	0	0	0	0	0	0	0.00	0	
		Maj	0	0	0	0	0	0	0	0	0	0	0	0	0	0	0	0						
		Min																0						
		Maj																0						
		Min																0						
		Maj																0						
		Min																0						
		Maj																0						
MINOR TOTALS			14	0	2	0	3	0	0	1	0	5	9	0	11	0	0	45			2.4	13.4	16%	
			Avg Minors / Jam: 1.29 ... vs opponent: 0.00							Team Total Minors as % of Bout Total: 50.0%							Total Expulsions		Team Averages					
MAJOR TOTALS			4	0	3	4	1	0	0	0	1	4	3	0	0	0	0	20	28	Total Penalty Minutes				
			Avg Majors / Jam: 0.57 ... vs opponent: 0.06							Team Total Majors as % of Bout Total: 52.6%							53% of Bout Total Penalty Minutes							

FOLLOWING JAMMER FROM:		Sockeye Sallys		ACTION TRACKER:		HYPNOTHIGHS	1/15/2011	PERIOD 1
#	Devil's Club	1/4 TRACK JAMMER BLOCK	JAMMER FORCE-OUT	HIT ON JAMMER	JAMMER KNOCKDOWN	BLOCK ASSIST	SKATER	
1	NE Pat Riot	1		1		1	NE Pat Riot	
2N1	Shocker Khan	2	2	3	2		Shocker Khan	
13	Nautical Nuisance			1			Nautical Nuisance	
21	Kat Scratch Beaver						Kat Scratch Beaver	
51	The Nubbin		1	2			The Nubbin	
66	Pain Maker Sally			1			Pain Maker Sally	
70	Mrs. Furious		3	3	2		Mrs. Furious	
867	Blitzkrieg Baker		7	12	5		Blitzkrieg Baker	
94	Gin Rubby						Gin Rubby	
193	Rogue State						Rogue State	
274	Feel De Pain						Feel De Pain	
477	Valisa Raptor						Valisa Raptor	
#	Sockeye Sallys	OFFENSIVE BLOCK	OFFENSIVE KNOCKDOWN	WHIP	PUSH	BULLDOZER	SKATER	
003	Salmon Ella				1		Salmon Ella	
9	Tower Puss						Tower Puss	
27	Spenard Itch						Spenard Itch	
69	Baracuda Barbie						Baracuda Barbie	
71	Loose Nut Lolly						Loose Nut Lolly	
88	White Russian						White Russian	
100	Lil Red Vette				1		Lil Red Vette	
134	Hurtz Jenerator						Hurtz Jenerator	
227	Volatile Violet						Volatile Violet	
247	Lascivious Lenabelle			1			Lascivious Lenabelle	
268	Lethal Lavender						Lethal Lavender	
2012	Sarah Impale'Em						Sarah Impale'Em	
61 13	Luna Bane						Luna Bane	

1/4 TRACK - Positional blocking/cumulative, **FORCEOUT** - Lean Jammer back in pack/out of position, **JAMMER HIT** - Stops forward progress, knocks back in pack or out

BLOCK ASSIST - Helping a teammate into the jammer resulting in Defensive Manuever **KNOCKDOWN** - Hit knocks jammer to the ground (at least one knee)

WHIP, PUSH, BULLDOZER - one for each opponent passed. **OFFENSIVE BLOCK/KNOCKDOWN** - Clears or defends a path for the jammer, one per opponent affected.

BEST PRACTICE: Focus on the Offensive team's jammer and be aware of what stops her and helps her through, especially holes opened up in front of her.

FOLLOWING JAMMER FROM:		Devil's Club		ACTION TRACKER:			1/15/2011	PERIOD 1
#	Sockeye Sallys	1/4 TRACK JAMMER BLOCK	JAMMER FORCE-OUT	HIT ON JAMMER	JAMMER KNOCKDOWN	BLOCK ASSIST	SKATER	
003	Salmon Ella		1	3			Salmon Ella	
9	Tower Puss						Tower Puss	
27	Spenard Itch	1	3	5	2		Spenard Itch	
69	Baracuda Barbie			3			Baracuda Barbie	
71	Loose Nut Lolly	2	1	10	1	1	Loose Nut Lolly	
88	White Russian	7	4	11	5		White Russian	
100	Lil Red Vette						Lil Red Vette	
134	Hurtz Jenerator	1	2	5	4		Hurtz Jenerator	
227	Volatile Violet						Volatile Violet	
247	Lascivious Lenabelle		4	6			Lascivious Lenabelle	
268	Lethal Lavender	7	9	14	4		Lethal Lavender	
2012	Sarah Impale'Em			2			Sarah Impale'Em	
61 13	Luna Bane						Luna Bane	
#	Devil's Club	OFFENSIVE BLOCK	OFFENSIVE KNOCKDOWN	WHIP	PUSH	BULLDOZER	SKATER	
1	NE Pat Riot						NE Pat Riot	
2N1	Shocker Khan			2			Shocker Khan	
13	Nautical Nuisance						Nautical Nuisance	
21	Kat Scratch Beaver						Kat Scratch Beaver	
51	The Nubbin						The Nubbin	
66	Pain Maker Sally						Pain Maker Sally	
70	Mrs. Furious						Mrs. Furious	
867	Blitzkrieg Baker						Blitzkrieg Baker	
94	Gin Rubby						Gin Rubby	
193	Rogue State						Rogue State	
274	Feel De Pain						Feel De Pain	
477	Valisa Raptor						Valisa Raptor	

1/4 TRACK - Positional blocking/cumulative, **FORCEOUT** - Lean Jammer back in pack/out of position, **JAMMER HIT** - Stops forward progress, knocks back in pack or out
BLOCK ASSIST - Helping a teammate into the jammer resulting in Defensive Manuever **KNOCKDOWN** - Hit knocks jammer to the ground (at least one knee)
WHIP, PUSH, BULLDOZER - one for each opponent passed. **OFFENSIVE BLOCK/KNOCKDOWN** - Clears or defends a path for the jammer, one per opponent affected.
BEST PRACTICE: Focus on the Offensive team's jammer and be aware of what stops her and helps her through, especially holes opened up in front of her.

FOLLOWING JAMMER FROM:		Sockeye Sallys		ACTION TRACKER:		KIM KONG / FROST	1/15/2011	PERIOD 2
#	Devil's Club	1/4 TRACK JAMMER BLOCK	JAMMER FORCE-OUT	HIT ON JAMMER	JAMMER KNOCKDOWN	BLOCK ASSIST	SKATER	
1	NE Pat Riot	3	3	5	1		NE Pat Riot	
2N1	Shocker Khan	3	6	5	2		Shocker Khan	
13	Nautical Nuisance	1		3			Nautical Nuisance	
21	Kat Scratch Beaver						Kat Scratch Beaver	
51	The Nubbin						The Nubbin	
66	Pain Maker Sally		1	1			Pain Maker Sally	
70	Mrs. Furious	1	1	3			Mrs. Furious	
867	Blitzkrieg Baker	2	5	14	4		Blitzkrieg Baker	
94	Gin Rubby	1	2	1			Gin Rubby	
193	Rogue State	2					Rogue State	
274	Feel De Pain						Feel De Pain	
477	Valisa Raptor						Valisa Raptor	
#	Sockeye Sallys	OFFENSIVE BLOCK	OFFENSIVE KNOCKDOWN	WHIP	PUSH	BULLDOZER	SKATER	
003	Salmon Ella						Salmon Ella	
9	Tower Puss						Tower Puss	
27	Spenard Itch						Spenard Itch	
69	Baracuda Barbie						Baracuda Barbie	
71	Loose Nut Lolly						Loose Nut Lolly	
88	White Russian			1			White Russian	
100	Lil Red Vette						Lil Red Vette	
134	Hurtz Jenerator			1			Hurtz Jenerator	
227	Volatile Violet						Volatile Violet	
247	Lascivious Lenabelle						Lascivious Lenabelle	
268	Lethal Lavender				1	1	Lethal Lavender	
2012	Sarah Impale'Em						Sarah Impale'Em	
61 13	Luna Bane						Luna Bane	

1/4 TRACK - Positional blocking/cumulative, **FORCEOUT** - Lean Jammer back in pack/out of position, **JAMMER HIT** - Stops forward progress, knocks back in pack or out

BLOCK ASSIST - Helping a teammate into the jammer resulting in Defensive Manuever **KNOCKDOWN** - Hit knocks jammer to the ground (at least one knee)

WHIP, PUSH, BULLDOZER - one for each opponent passed. **OFFENSIVE BLOCK/KNOCKDOWN** - Clears or defends a path for the jammer, one per opponent affected.

BEST PRACTICE: Focus on the Offensive team's jammer and be aware of what stops her and helps her through, especially holes opened up in front of her.

FOLLOWING JAMMER FROM:		Devil's Club		ACTION TRACKER:			1/15/2011	PERIOD 2
#	Sockeye Sallys	1/4 TRACK JAMMER BLOCK	JAMMER FORCE-OUT	HIT ON JAMMER	JAMMER KNOCKDOWN	BLOCK ASSIST	SKATER	
003	Salmon Ella	2	1	3			Salmon Ella	
9	Tower Puss	1					Tower Puss	
27	Spenard Itch			1			Spenard Itch	
69	Baracuda Barbie		1	1			Baracuda Barbie	
71	Loose Nut Lolly			5			Loose Nut Lolly	
88	White Russian	4	1	4	3		White Russian	
100	Lil Red Vette						Lil Red Vette	
134	Hurtz Jenerator	1	1	8	1		Hurtz Jenerator	
227	Volatile Violet			1			Volatile Violet	
247	Lascivious Lenabelle	1	2	4			Lascivious Lenabelle	
268	Lethal Lavender	8	14	10	1		Lethal Lavender	
2012	Sarah Impale'Em		1				Sarah Impale'Em	
61 13	Luna Bane						Luna Bane	
#	Devil's Club	OFFENSIVE BLOCK	OFFENSIVE KNOCKDOWN	WHIP	PUSH	BULLDOZER	SKATER	
1	NE Pat Riot						NE Pat Riot	
2N1	Shocker Khan			1			Shocker Khan	
13	Nautical Nuisance						Nautical Nuisance	
21	Kat Scratch Beaver						Kat Scratch Beaver	
51	The Nubbin						The Nubbin	
66	Pain Maker Sally			1			Pain Maker Sally	
70	Mrs. Furious				1		Mrs. Furious	
867	Blitzkrieg Baker						Blitzkrieg Baker	
94	Gin Rubby						Gin Rubby	
193	Rogue State						Rogue State	
274	Feel De Pain						Feel De Pain	
477	Valisa Raptor						Valisa Raptor	

1/4 TRACK - Positional blocking/cumulative, **FORCEOUT** - Lean Jammer back in pack/out of position, **JAMMER HIT** - Stops forward progress, knocks back in pack or out

BLOCK ASSIST - Helping a teammate into the jammer resulting in defensive maneuver **KNOCKDOWN** - Hit knocks jammer to the ground (at least one knee)

WHIP, PUSH, BULLDOZER - one for each opponent passed. **OFFENSIVE BLOCK/KNOCKDOWN** - Clears or defends a path for the jammer, one per opponent affected.

BEST PRACTICE: Focus on the offensive team's jammer and be aware of what stops her and helps her through, especially holes opened up in front of her.

FOLLOWING JAMMER FROM:		Sockeye Sallys		ERROR TRACKER:		1/15/11	PERIOD 1
#	Devil's Club	JUKED	MISSED HIT	INEFFECTIVE HIT	HIT AND FALL	KNOCKED DOWN	SKATER
1	NE Pat Riot	2			2		NE Pat Riot
2N1	Shocker Khan	2		1	3		Shocker Khan
13	Nautical Nuisance			1			Nautical Nuisance
21	Kat Scratch Beaver						Kat Scratch Beaver
51	The Nubbin						The Nubbin
66	Pain Maker Sally		1		1		Pain Maker Sally
70	Mrs. Furious	2		1	2		Mrs. Furious
867	Blitzkrieg Baker			2	6		Blitzkrieg Baker
94	Gin Rubby						Gin Rubby
193	Rogue State						Rogue State
274	Feel De Pain						Feel De Pain
477	Valisa Raptor						Valisa Raptor
#	Sockeye Sallys	OFF BLK ASSIST	JUKE	JUMP	ROLLOFF	HIP WHIP	SKATER
003	Salmon Ella		1				Salmon Ella
9	Tower Puss		1			2	Tower Puss
27	Spenard Itch		2				Spenard Itch
69	Baracuda Barbie						Baracuda Barbie
71	Loose Nut Lolly						Loose Nut Lolly
88	White Russian					1	White Russian
100	Lil Red Vette						Lil Red Vette
134	Hurtz Jenerator						Hurtz Jenerator
227	Volatile Violet						Volatile Violet
247	Lascivious Lenabelle						Lascivious Lenabelle
268	Lethal Lavender		2			1	Lethal Lavender
2012	Sarah Impale'Em						Sarah Impale'Em
61 13	Luna Bane						Luna Bane
JUKED - Skater is faked out by the Jammer, causing them to lose positional advantage or miss a hit, MISSED HIT - When a skater misses a Hit on Jammer (no juke) INEFFECTIVE HIT - Hit lands, but does not result in Hit on Jammer, ForceOut or Jammer Knockdown, KNOCKED DOWN - Skater is knocked down (off or def) HIT & FALL - Skater lands hit (may be ineffective) but falls as a result, HIP WHIP - Jammer self-whip off teammate, OFF BLK ASSIST - Assist a teammate into an Off Blk JUKE - Fake out, allows Jammer to gain positional advantage or dodge, JUMP - Jammer jumps past skater or cross track, ROLLOFF - Roll off of opposing blocker							

FOLLOWING JAMMER FROM:		Devil's Club		ERROR TRACKER:		1/15/11	PERIOD 1
#	Sockeye Sallys	JUKED	MISSED HIT	INEFFECTIVE HIT	HIT AND FALL	KNOCKED DOWN	SKATER
003	Salmon Ella	2			1		Salmon Ella
9	Tower Puss	1					Tower Puss
27	Spenard Itch			1			Spenard Itch
69	Baracuda Barbie				1		Baracuda Barbie
71	Loose Nut Lolly	5					Loose Nut Lolly
88	White Russian	4					White Russian
100	Lil Red Vette						Lil Red Vette
134	Hurtz Jenerator	5		3			Hurtz Jenerator
227	Volatile Violet	1					Volatile Violet
247	Lascivious Lenabelle	3			2		Lascivious Lenabelle
268	Lethal Lavender	5			2		Lethal Lavender
2012	Sarah Impale'Em	2			1		Sarah Impale'Em
61 13	Luna Bane						Luna Bane
#	Devil's Club	OFF BLK ASSIST	JUKE	JUMP	ROLLOFF	HIP WHIP	SKATER
1	NE Pat Riot				2		NE Pat Riot
2N1	Shocker Khan						Shocker Khan
13	Nautical Nuisance						Nautical Nuisance
21	Kat Scratch Beaver						Kat Scratch Beaver
51	The Nubbin						The Nubbin
66	Pain Maker Sally	1	22				Pain Maker Sally
70	Mrs. Furious		6		1		Mrs. Furious
867	Blitzkrieg Baker		2		2		Blitzkrieg Baker
94	Gin Rubby						Gin Rubby
193	Rogue State						Rogue State
274	Feel De Pain						Feel De Pain
477	Valisa Raptor						Valisa Raptor
JUKED - Skater is faked out by the Jammer, causing them to lose positional advantage or miss a hit, MISSED HIT - When a skater misses a Hit on Jammer (no juke) INEFFECTIVE HIT - Hit lands, but does not result in Hit on Jammer, ForceOut or Jammer Knockdown, KNOCKED DOWN - Skater is knocked down (off or def) HIT & FALL - Skater lands hit (may be ineffective) but falls as a result, HIP WHIP - Jammer self-whip off teammate, OFF BLK ASSIST - Assist a teammate into an Off Blk JUKE - Fake out, allows Jammer to gain positional advantage or dodge, JUMP - Jammer jumps past skater or cross track, ROLLOFF - Roll off of opposing blocker							

FOLLOWING JAMMER FROM:		Sockeye Sallys		ERROR TRACKER:		1/15/11	PERIOD 2
#	Devil's Club	JUKED	MISSED HIT	INEFFECTIVE HIT	HIT AND FALL	KNOCKED DOWN	SKATER
1	NE Pat Riot	1			3		NE Pat Riot
2N1	Shocker Khan	2	1	3	4		Shocker Khan
13	Nautical Nuisance	2	1				Nautical Nuisance
21	Kat Scratch Beaver						Kat Scratch Beaver
51	The Nubbin				1		The Nubbin
66	Pain Maker Sally	1					Pain Maker Sally
70	Mrs. Furious	4			2		Mrs. Furious
867	Blitzkrieg Baker	3	2	2	6		Blitzkrieg Baker
94	Gin Rubby						Gin Rubby
193	Rogue State	1					Rogue State
274	Feel De Pain						Feel De Pain
477	Valisa Raptor						Valisa Raptor
#	Sockeye Sallys	OFF BLK ASSIST	JUKE	JUMP	ROLLOFF	HIP WHIP	SKATER
003	Salmon Ella		1	1			Salmon Ella
9	Tower Puss						Tower Puss
27	Spenard Itch		5	1			Spenard Itch
69	Baracuda Barbie						Baracuda Barbie
71	Loose Nut Lolly						Loose Nut Lolly
88	White Russian						White Russian
100	Lil Red Vette						Lil Red Vette
134	Hurtz Jenerator						Hurtz Jenerator
227	Volatile Violet						Volatile Violet
247	Lascivious Lenabelle						Lascivious Lenabelle
268	Lethal Lavender		3		1		Lethal Lavender
2012	Sarah Impale'Em						Sarah Impale'Em
61 13	Luna Bane						Luna Bane

JUKED - Skater is faked out by the Jammer, causing them to lose positional advantage or miss a hit, **MISSED HIT** - When a skater misses a Hit on Jammer (no juke)
INEFFECTIVE HIT - Hit lands, but does not result in Hit on Jammer, ForceOut or Jammer Knockdown, **KNOCKED DOWN** - Skater is knocked down (off or def)
HIT & FALL - Skater lands hit (may be ineffective) but falls as a result, **HIP WHIP** - Jammer self-whip off teammate, **OFF BLK ASSIST** - Assist a teammate into an Off Blk
JUKE - Fake out, allows Jammer to gain positional advantage or dodge, **JUMP** - Jammer jumps past skater or cross track, **ROLLOFF** - Roll off of opposing blocker

FOLLOWING JAMMER FROM:		Devil's Club		ERROR TRACKER:			PERIOD 2
#	Sockeye Sallys	JUKED	MISSED HIT	INEFFECTIVE HIT	HIT AND FALL	KNOCKED DOWN	SKATER
003	Salmon Ella				2		Salmon Ella
9	Tower Puss						Tower Puss
27	Spenard Itch			1			Spenard Itch
69	Baracuda Barbie			1	1		Baracuda Barbie
71	Loose Nut Lolly	5		4			Loose Nut Lolly
88	White Russian	1			3		White Russian
100	Lil Red Vette						Lil Red Vette
134	Hurtz Jenerator	1			3		Hurtz Jenerator
227	Volatile Violet						Volatile Violet
247	Lascivious Lenabelle	2					Lascivious Lenabelle
268	Lethal Lavender	1			1		Lethal Lavender
2012	Sarah Impale'Em	1		1	1		Sarah Impale'Em
61 13	Luna Bane						Luna Bane
#	Devil's Club	OFF BLK ASSIST	JUKE	JUMP	ROLLOFF	HIP WHIP	SKATER
1	NE Pat Riot					1	NE Pat Riot
2N1	Shocker Khan						Shocker Khan
13	Nautical Nuisance						Nautical Nuisance
21	Kat Scratch Beaver		1				Kat Scratch Beaver
51	The Nubbin						The Nubbin
66	Pain Maker Sally		6			1	Pain Maker Sally
70	Mrs. Furious		3			2	Mrs. Furious
867	Blitzkrieg Baker		1				Blitzkrieg Baker
94	Gin Rubby						Gin Rubby
193	Rogue State						Rogue State
274	Feel De Pain						Feel De Pain
477	Valisa Raptor						Valisa Raptor

JUKED - Skater is faked out by the Jammer, causing them to lose positional advantage or miss a hit, **MISSED HIT** - When a skater misses a Hit on Jammer (no juke)
INEFFECTIVE HIT - Hit lands, but does not result in Hit on Jammer, ForceOut or Jammer Knockdown, **KNOCKED DOWN** - Skater is knocked down (off or def)
HIT & FALL - Skater lands hit (may be ineffective) but falls as a result, **HIP WHIP** - Jammer self-whip off teammate, **OFF BLK ASSIST** - Assist a teammate into an Off Blk
JUKE - Fake out, allows Jammer to gain positional advantage or dodge, **JUMP** - Jammer jumps past skater or cross track, **ROLLOFF** - Roll off of opposing blocker

JAM TIMER:

1/15/2011

Period 1

NAME		TIMEOUTS TAKEN			REVIEW	TEAM
C	BAKER					Devil's Club
A	SALLY					
C	ITCHY					Sockeye Sallys
A	LAVENDER					

Identify captains and alternates before game. Indicate time on period clock when TO or OR used.

JAM	JAM TIME	PACK LAPS	EVENT	TEAM/SKATER	Laps/Min	Pts/Min
1	120	6			3.00	5.50
2	110	6.25			3.41	4.91
3	50	3.25			3.90	4.80
4	54	3.5			3.89	8.89
5	120	6.5			3.25	2.00
6	57	3.25			3.42	8.42
7	50	3			3.60	7.20
8	44	2.25			3.07	4.09
9	62	3.75			3.63	4.84
10	47	2			2.55	0.00
11	110	5.25			2.86	3.82
12	80	4			3.00	6.00
13	37	2			3.24	6.49
14	31	2			3.87	0.00
15	57	4			4.21	6.32
16	58	4.5			4.66	4.14
17	120	6.5			3.25	1.50
18	70	3.75			3.21	10.29

Team EVENTS: Record **T** for team timeout or **R** for official review, and indicate the team.
 Skater EVENTS: Record **INJ** for jam-ending injury or **EX** for expulsion, indicate skater color & number.
 Other EVENTS: Record **OFF** for any other official timeout.

JAM TIMER: _____

1/15/2011

Period 2

	NAME	TIMEOUTS TAKEN			REVIEW	TEAM
C						Devil's Club
A						
C						Sockeye Sallys
A						

Identify captains and alternates before game. Indicate time on period clock when TO or OR used.

JAM	JAM TIME	PACK LAPS	EVENT	TEAM/SKATER	Laps/Min	Pts/Min
1	71	3.5			2.96	9.30
2	66	4.75			4.32	8.18
3	120	7.75			3.88	2.00
4	31	2			3.87	15.48
5	115	5.25			2.74	2.09
6	62	4			3.87	7.74
7	44	1			1.36	8.18
8	110	5.5			3.00	1.64
9	34	2.25			3.97	8.82
10	56	3.25			3.48	0.00
11	56	2.5			2.68	7.50
12	120	6.5			3.25	4.00
13	100	4.5			2.70	2.40
14	120	5.5			2.75	0.00
15	34	2			3.53	10.59
16	120	5.5			2.75	2.00
17	120	5			2.50	1.50

Team EVENTS: Record **T** for team timeout or **R** for official review, and indicate the team.
 Skater EVENTS: Record **INJ** for jam-ending injury or **EX** for expulsion, indicate skater color & number.
 Other EVENTS: Record **OFF** for any other official timeout.

TEAM: Devil's Club			PENALTY TRACKER:										1/15/11 Per. 1	
#	MINORS	MINORS	MINORS	MINORS	MINORS	MINORS	MINORS	MINORS	MINORS	MINORS	TOT	PENALTY MINUTES		FO/EXP
1														
2N1														
13														
21														
51														
66														
70														
867														
94														
193														
274														
477														

TEAM: Sockeye Sallys			PENALTY TRACKER:										1/15/11 Per. 1	
#	MINORS	MINORS	MINORS	MINORS	MINORS	MINORS	MINORS	MINORS	MINORS	MINORS	TOT	PENALTY MINUTES		FO/EXP
003														
9														
27														
69														
71														
88														
100														
134														
227														
247														
268														
2012														
61 13														

1 2 3 4 5 6 7 8 9 10 11 12 13 14 15 16 17 18 19 20 21 22 23 24 25

PENALTIES: **B** - Block to the Back, **H** - Block with the Head, **X** - Cutting the Track, **C** - Direction of Play, **E** - Elbows, **F** - Forearms, **A** - High Block, **I** - Illegal Procedure, **L** - Low Block, **M** - Multiple Player Block, **O** - Out of Bounds Block, **P** - Out of Play, **S** - Skating out of Bounds, **G** - (Gross) Misconduct, **N** - Insubordination

PENALTY MINUTES: Enter codes for majors in the PM column. Use **4s** for turns in box for minors. **Foul-outs** for Penalty Minutes should be marked as **PM**. **Expulsions** should be listed as either **N** or **G**.

CARRY OVER: For minors and penalty minutes that carry over from previous period, shade equivalent number of boxes.

TEAM:		Devil's Club										PENALTY TRACKER:		1/15/11 Per. 2	
#	MINORS	MINORS	MINORS	MINORS	MINORS	MINORS	MINORS	MINORS	MINORS	TOT	PENALTY MINUTES		FO/EXP		
1															
2N1															
13															
21															
51															
66															
70															
867															
94															
193															
274															
477															

TEAM:		Sockeye Sallys										PENALTY TRACKER:		1/15/11 Per. 2	
#	MINORS	MINORS	MINORS	MINORS	MINORS	MINORS	MINORS	MINORS	MINORS	TOT	PENALTY MINUTES		FO/EXP		
003															
9															
27															
69															
71															
88															
100															
134															
227															
247															
268															
2012															
61 13															

1 2 3 4 5 6 7 8 9 10 11 12 13 14 15 16 17 18 19 20 21 22 23 24 25

PENALTIES: B - Block to the Back, H - Block with the Head, X - Cutting the Track, C - Direction of Play, E - Elbows, F - Forearms, A - High Block, I - Illegal Procedure, L - Low Block, M - Multiple Player Block, O - Out of Bounds Block, P - Out of Play, S - Skating out of Bounds, G - (Gross) Misconduct, N - Insubordination

PENALTY MINUTES: Enter codes for majors in the PM column. Use 4s for turns in box for minors. Foul-outs for Penalty Minutes should be marked as PM. Expulsions should be listed as either N or G.

CARRY OVER: For minors and penalty minutes that carry over from previous period, shade equivalent number of boxes.

Devil's Club

1	NE Pat Riot
2N1	Shocker Khan
13	Nautical Nuisance
21	Kat Scratch Beaver
51	The Nubbin
66	Pain Maker Sally
70	Mrs. Furious
867	Blitzkrieg Baker
94	Gin Rubby
193	Rogue State
274	Feel De Pain
477	VaLisa Raptor

Sockeye Sallys

003	Salmon Ella
9	Tower Puss
27	Spenard Itch
69	Baracuda Barbie
71	Loose Nut Lolly
88	White Russian
100	Lil Red Vette
134	Hurtz Jenerator
227	Volatile Violet
247	Lascivious Lenabelle
268	Lethal Lavender
2012	Sarah Impale'Em
61 13	Luna Bane

Penalty Codes

Blocking to the Back	B
Block with the Head	H
Cutting the Track	X
Direction of Gameplay	C
Elbows	E
Forearms / Hands	F
High Block	A
Illegal Procedure	I
Low Block	L
Multi-Player Block	M
Out of Bounds Blocking	O
Out of Play	P
Skating out of Bounds	S
Insubordination	N
Misconduct	G

Major - circle it!

Devil's Club

1	NE Pat Riot
2N1	Shocker Khan
13	Nautical Nuisance
21	Kat Scratch Beaver
51	The Nubbin
66	Pain Maker Sally
70	Mrs. Furious
867	Blitzkrieg Baker
94	Gin Rubby
193	Rogue State
274	Feel De Pain
477	VaLisa Raptor

Sockeye Sallys

003	Salmon Ella
9	Tower Puss
27	Spenard Itch
69	Baracuda Barbie
71	Loose Nut Lolly
88	White Russian
100	Lil Red Vette
134	Hurtz Jenerator
227	Volatile Violet
247	Lascivious Lenabelle
268	Lethal Lavender
2012	Sarah Impale'Em
61 13	Luna Bane

Penalty Codes

Blocking to the Back	B
Block with the Head	H
Cutting the Track	X
Direction of Gameplay	C
Elbows	E
Forearms / Hands	F
High Block	A
Illegal Procedure	I
Low Block	L
Multi-Player Block	M
Out of Bounds Blocking	O
Out of Play	P
Skating out of Bounds	S
Insubordination	N
Misconduct	G

Major - circle it!


Per 1 Jam #	Home Jam Row	2 Jammer	29 Points	Team Pts	+/-	3 Lost	4 Lead	Lead +/-	5 Call
1	3	66	9	9	7				
2	5	70	0	0	-9				
3	7	867	4	4	4		1	4	1
4	9	66	4	4	0				
5	11	66	1	1	-2		1	-2	
6	13	867	0	0	-8				
7	15	14	4	4	2		1	2	
8	17	66	2	2	1		1	1	1
9	19	70	4	4	3		1	3	
10	21	66	0	0	0				
11	23	70	7	7	7		1	7	1
12	25	66	7	7	6		1	6	1
13	27	70	0	0	-4				
14	29	867	0	0	0		1	0	1
15	31	66	4	4	2		1	2	1
16	33	1	4	4	4		1	4	1
17	35	70	0	0	-3				
18	37	66	8	8	4		1	4	
19									
20									
21									
22									
23									
24									
25									
Per 1 Total				58		0	11		7

Per 2		74	0	6		5
Total						

Home	Jammer		Points	Jams	+/-	Lost	Lead	Lead +/-	Call
1	1	Per 1	4	1	4	0	1	4	1
		Per 2	0	1	-2	0	0	0	0
		Total	4	2	2	0	1	4	1
2	2N1	Per 1		0					
		Per 2		0					
		Total	0	0	0	0	0	0	0
3	13	Per 1		0					
		Per 2		0					
		Total	0	0	0	0	0	0	0
4	21	Per 1		0					
		Per 2		0					
		Total	0	0	0	0	0	0	0
5	51	Per 1		0					
		Per 2	0	1	-7	0	0	0	0
		Total	0	1	-7	0	0	0	0
6	66	Per 1	35	8	18	0	5	11	3
		Per 2	65	8	52	0	6	59	5
		Total	100	16	70	0	11	70	8
7	70	Per 1	11	5	-6	0	2	10	1
		Per 2	6	5	-31	0	0	0	0
		Total	17	10	-37	0	2	10	1
8	867	Per 1	4	3	-4	0	2	4	2
		Per 2	3	2	-1	0	0	0	0
		Total	7	5	-5	0	2	4	2
9	94	Per 1		0					
		Per 2		0					
		Total	0	0	0	0	0	0	0
10	193	Per 1		0					
		Per 2		0					
		Total	0	0	0	0	0	0	0
11	274	Per 1		0					
		Per 2		0					
		Total	0	0	0	0	0	0	0
12	477	Per 1		0					
		Per 2		0					
		Total	0	0	0	0	0	0	0
13		Per 1							
		Per 2							
		Total							
14		Per 1							
		Per 2							
		Total							
15		Per 1							
		Per 2							
		Total							
16		Per 1							
		Total							


	Per 2			
17	Total			
	Per 1			
	Per 2			
18	Total			
	Per 1			
	Per 2			
19	Total			
	Per 1			
	Per 2			
20	Total			
	Per 1			
	Per 2			
	Total			






6 Inj	7 NP	31 Passes	32 Lap Pts	33 Box: B	34 Box: J	Total Box P	35 GP: N	36 GP: O	37 GP: GP
		2	0	0	2	2	0	0	0
		1	0	0	0	0	0	0	0
		1	0	0	0	0	0	0	0
		1	0	0	0	0	0	0	0
		1	0	0	0	0	0	0	0
		1	0	0	0	0	0	0	0
		1	0	0	0	0	0	0	0
		1	0	0	0	0	0	0	0
		1	0	0	0	0	0	0	0
		1	0	0	0	0	0	0	0
		2	0	0	2	2	0	0	0
		2	0	1	0	1	0	0	0
		1	0	0	0	0	0	0	0
		1	0	0	0	0	0	0	0
		1	0	0	0	0	0	0	0
		1	0	0	0	0	0	0	0
		1	0	0	0	0	0	0	0
		1	0	0	0	0	0	0	0
		2	0	0	0	0	0	0	0
0	0 0		0	1 0	4 0	5 0	0 0	0 0	0 0




Total Ghost P	GP / Pass	2 Time	Pts / Min
0	0	120	4.5
0	0	110	0
0	0	50	4.8
0	0	54	4.444444
0	0	120	0.5
0	0	57	0
0	0	50	4.8
0	0	44	2.727273
0	0	62	3.870968
0	0	47	0
0	0	110	3.818182
0	0	80	5.25
0	0	37	0
0	0	31	0
0	0	57	4.210526
0	0	58	4.137931
0	0	120	0
0	0	70	6.857143
0		Avg:	2.773137
0			

Per 1 Jam #	Away Jam Row	39 Jammer	66 Points	Team Pts
1	3	27	2	2
2	5	268	9	9
3	7	71	0	0
4	9	27	4	4
5	11	88	3	3
6	13	27	8	8
7	15	003	2	2
8	17	9	1	1
9	19	003	1	1
10	21	27	0	0
11	23	9	0	0
12	25	9	1	1
13	27	27	4	4
14	29	268	0	0
15	31	27	2	2
16	33	9	0	0
17	35	268	3	3
18	37	268	4	4
19				
20				
21				
22				
23				
24				
25				
Per 1				44




	Per 2	
	Total	
17	Per 1	
	Per 2	
	Total	
18	Per 1	
	Per 2	
	Total	
19	Per 1	
	Per 2	
	Total	
20	Per 1	
	Per 2	
	Total	



0	7	0	0	0	0	Avg:	2.874856
0	0	0	0	0	0		

Box: J	Box P	GP: N	GP: O	GP: GP	Ghost P	GP / Pass
0	0	0	0	0	0	0
0	2	0	0	0	0	0
0	2	0	0	0	0	0
0	0	0	0	0	0	0
0	0	0	0	0	0	0
0	0	0	0	0	0	0
0	1	0	0	0	0	0
0	4	0	0	0	0	0
0	5	0	0	0	0	0
	0				0	
	0				0	
0	0	0	0	0	0	
0	0	0	0	0	0	0
	0				0	
0	0	0	0	0	0	0
0	0	0	0	0	0	0
	0				0	
0	0	0	0	0	0	0
	0				0	
	0				0	
0	0	0	0	0	0	
	0				0	
	0				0	
0	0	0	0	0	0	0
0	1	0	0	0	0	0
0	1	0	0	0	0	0
0	2	0	0	0	0	0
	0				0	
	0				0	
0	0	0	0	0	0	
	0				0	
	0				0	
0	0	0	0	0	0	

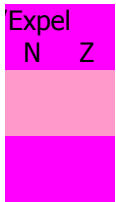




Home	Sk #	Sk Name		Minors														
				B	A	L	E	F	H	O	C	M	I	S	X	P		
1	1	NE Pat Riot	Per 1	0	0	0	0	0	0	0	0	1	0	1	0	0	0	
			Per 2	1	0	2	1	0	0	0	0	0	0	0	0	0	0	1
2	2N1	Shocker Khan	Per 1	2	0	0	0	0	0	0	0	0	0	1	0	1	0	
			Per 2	0	0	0	0	0	0	0	0	0	0	0	0	0	0	0
3	13	Nautical Nuisance	Per 1	0	0	0	0	2	0	0	0	0	0	0	0	0	0	
			Per 2	1	0	0	0	0	0	0	0	0	0	0	0	0	0	0
4	21	Kat Scratch Beaver	Per 1	0	0	0	0	0	0	0	0	0	0	0	0	0	0	
			Per 2	0	0	0	0	0	0	0	0	0	0	0	0	0	0	0
5	51	The Nubbin	Per 1	0	0	0	0	0	0	0	0	0	0	0	0	0	0	
			Per 2	0	0	0	0	0	0	0	0	0	0	0	0	0	0	0
6	66	Pain Maker Sally	Per 1	2	0	0	0	0	0	0	0	0	0	0	0	0	0	
			Per 2	0	0	0	0	1	0	0	0	0	0	1	0	1	0	0
7	70	Mrs. Furious	Per 1	0	0	0	0	0	0	0	0	0	2	0	0	0	1	
			Per 2	0	0	0	1	1	0	0	0	0	2	0	2	0	0	0
8	867	Blitzkrieg Baker	Per 1	2	0	0	0	0	0	0	1	0	0	0	1	0		
			Per 2	1	0	0	0	3	0	0	2	0	1	0	0	0	0	0
9	94	Gin Rubby	Per 1	1	0	0	0	0	0	0	0	0	0	0	0	0	0	
			Per 2	1	0	0	1	0	0	1	0	0	0	0	0	0	0	0
10	193	Rogue State	Per 1	0	0	0	0	1	0	0	0	0	0	0	0	0	1	
			Per 2	0	0	0	0	0	0	0	0	0	0	0	0	0	0	0
11	274	Feel De Pain	Per 1	0	0	0	0	0	0	0	0	0	0	0	0	0	0	
			Per 2	0	0	0	0	0	0	0	0	0	0	0	0	0	0	0
12	477	VaLisa Raptor	Per 1	0	0	0	0	0	0	0	0	0	0	0	0	0	0	
			Per 2	0	0	0	0	0	0	0	0	0	0	0	0	0	0	0
13			Per 1															
			Per 2															
14			Per 1															
			Per 2															
15			Per 1															
			Per 2															
16			Per 1															
			Per 2															
17			Per 1															
			Per 2															
18			Per 1															
			Per 2															
19			Per 1															
			Per 2															
20			Per 1															
			Per 2															
Home		Totals	Per 1	7	0	0	0	3	0	0	2	0	4	0	2	2		
			Per 2	4	0	2	3	5	0	1	2	0	4	0	3	1		
			Total	11	0	2	3	8	0	1	4	0	8	0	5	3		

Away	Sk #	Sk Name		Minors													
				B	A	L	E	F	H	O	C	M	I	S	X	P	
1	003	Salmon Ella	Per 1	1	0	0	0	0	0	0	0	0	0	0	0	0	0
			Per 2	1	0	0	0	0	0	1	0	0	0	0	0	0	0
2	9	Tower Puss	Per 1	0	0	0	0	0	0	0	0	0	0	0	0	0	0
			Per 2	0	0	0	0	0	0	0	0	0	0	0	0	1	0

3	27	Spenard Itch	Per 1	0	0	2	0	0	0	0	0	0	0	0	0	0
			Per 2	0	0	0	0	0	0	0	0	2	0	1	0	
4	69	Baracuda Barbie	Per 1	1	0	0	0	1	0	0	0	0	0	0	0	0
			Per 2	1	0	0	0	1	0	0	0	0	0	0	0	0
5	71	Loose Nut Lolly	Per 1	1	0	0	0	0	0	0	0	0	0	0	0	0
			Per 2	0	0	0	0	0	0	0	0	2	0	1	1	
6	88	White Russian	Per 1	1	0	0	0	0	0	0	0	0	0	0	0	0
			Per 2	1	0	0	0	1	0	0	0	1	0	0	0	
7	100	Lil Red Vette	Per 1	0	0	0	0	0	0	0	0	0	0	0	0	0
			Per 2	0	0	0	0	0	0	0	0	0	0	0	0	0
8	134	Hurtz Jenerator	Per 1	2	0	0	0	0	0	0	0	0	0	0	0	1
			Per 2	1	0	0	0	0	0	0	0	1	0	1	2	
9	227	Volatile Violet	Per 1	1	0	0	0	0	0	0	0	1	0	0	0	0
			Per 2	0	0	0	0	0	0	0	0	0	0	0	0	0
10	247	Lascivious Lenabelle	Per 1	0	0	0	0	0	0	0	0	0	0	1	0	0
			Per 2	1	0	0	0	0	0	0	0	1	0	0	0	0
11	268	Lethal Lavender	Per 1	1	0	0	0	0	0	0	0	1	0	2	0	0
			Per 2	1	0	0	0	0	0	0	0	2	0	2	0	0
12	2012	Sarah Impale'Em	Per 1	0	0	0	0	0	0	0	0	0	0	0	0	0
			Per 2	0	0	0	0	0	0	0	0	0	0	0	0	1
13	61 13	Luna Bane	Per 1	0	0	0	0	0	0	0	0	0	0	0	0	0
			Per 2	0	0	0	0	0	0	0	0	0	0	0	0	0
14			Per 1													
			Per 2													
15			Per 1													
			Per 2													
16			Per 1													
			Per 2													
17			Per 1													
			Per 2													
18			Per 1													
			Per 2													
19			Per 1													
			Per 2													
20			Per 1													
			Per 2													
			Per 1	8	0	2	0	1	0	0	0	2	0	3	1	
Away		Totals	Per 2	6	0	0	0	2	0	1	0	9	0	6	4	
			Total	14	0	2	0	3	0	1	0	11	0	9	5	

2	0	0	0	0	0	0	0	0	0	0	0	0	1	0	0	0	0	1	1	
3	1	1	0	0	0	0	0	0	0	0	0	0	0	0	0	0	0	1	2	
2	0	0	0	0	0	0	0	0	0	0	0	0	0	0	0	0	0	0	0	
2	1	0	0	0	0	0	0	0	0	0	0	0	0	0	0	0	0	0	1	
1	0	1	0	0	0	0	0	0	0	0	0	0	0	0	0	0	0	1	1	
4	1	0	0	0	0	0	0	0	0	0	0	0	0	0	0	0	0	0	1	
1	0	0	0	0	0	0	0	0	0	0	0	1	1	0	0	0	0	2	2	
3	1	0	0	2	0	0	0	0	0	0	0	1	0	0	0	0	0	3	4	
0	0	0	0	0	0	0	0	0	0	0	0	0	0	0	0	0	0	0	0	
0	0	0	0	0	0	0	0	0	0	0	0	0	0	0	0	0	0	0	0	
3	0	0	0	0	1	0	0	0	0	0	0	0	0	0	0	0	0	1	1	
5	2	0	0	0	0	0	0	0	0	0	0	1	0	0	0	0	0	1	3	
2	0	0	0	0	0	0	0	0	0	0	0	0	0	0	0	0	0	0	0	
0	0	0	0	0	0	0	0	0	0	0	0	0	0	0	0	0	0	0	0	
1	0	0	0	0	1	0	0	0	0	0	0	0	0	0	0	0	0	1	1	
2	1	0	0	0	0	0	0	0	0	0	0	0	0	0	0	0	0	0	1	
4	1	0	0	1	0	0	0	0	0	0	1	0	0	0	0	0	0	2	3	
5	0	0	0	0	0	0	0	0	0	0	0	1	0	0	0	0	0	1	1	
0	0	0	0	0	0	0	0	0	0	0	0	0	0	0	0	0	0	0	0	
1	0	0	0	0	0	0	0	0	0	0	0	0	0	0	0	0	0	0	0	
0	0	0	0	0	0	0	0	0	0	0	0	0	0	0	0	0	0	0	0	
0	0	0	0	0	0	0	0	0	0	0	0	0	0	0	0	0	0	0	0	
17	1	2	0	1	4	0	0	0	0	1	1	2	0	0	0	0	11	12	0	0
28	7	2	0	2	0	1	0	0	0	0	3	1	0	0	0	0	9	16	0	0
45	8	4	0	3	4	1	0	0	0	1	4	3	0	0	0	0	20	28	0	0





Period 1

Total Jams 18
 Home Team Lead 11
 Home Team Skaters 10

Skater Summary								
0	Sk #	Sk Name	Pivot	% Pivot	Blocker	Blocker	Blocker	Total B
1	1	NE Pat Riot	1	0.055556	4	0	2	6
2	2N1	Shocker Khan	4	0.222222	6	1	2	9
3	13	Nautical Nuisance	0	0	0	2	3	5
4	21	Kat Scratch Beaver	0	0	0	0	0	0
5	51	The Nubbin	0	0	2	1	1	4
6	66	Pain Maker Sally	2	0.111111	0	0	2	2
7	70	Mrs. Furious	2	0.111111	1	1	3	5
8	867	Blitzkrieg Baker	5	0.277778	0	2	2	4
9	94	Gin Rubby	2	0.111111	1	0	1	2
10	193	Rogue State	1	0.055556	0	11	2	13
11	274	Feel De Pain	0	0	4	0	0	4
12	477	VaLisa Raptor	0	0	0	0	0	0
13								
14								
15								
16								
17								
18								
19								
20								

Skater: +/-								
0	Sk #	Sk Name	Pivot	Blocker	Blocker	Blocker	Total B	
1	1	NE Pat Riot	4	-2	0	10	8	
2	2N1	Shocker Khan	1	13	-3	6	16	
3	13	Nautical Nuisance	0	0	2	5	7	
4	21	Kat Scratch Beaver	0	0	0	0	0	
5	51	The Nubbin	0	7	4	-4	7	
6	66	Pain Maker Sally	4	0	0	-17	-17	
7	70	Mrs. Furious	4	-8	7	0	-1	
8	867	Blitzkrieg Baker	3	0	11	7	18	
9	94	Gin Rubby	-1	1	0	6	7	
10	193	Rogue State	7	0	-7	1	-6	
11	274	Feel De Pain	0	3	0	0	3	
12	477	VaLisa Raptor	0	0	0	0	0	
13								
14								
15								
16								
17								
18								
19								
20								

Skater: Points For								
0	Sk #	Sk Name	Pivot	Blocker	Blocker	Blocker	Total B	
1	1	NE Pat Riot	4	17	0	11	28	

2	2N1	Shocker Khan	13
3	13	Nautical Nuisance	0
4	21	Kat Scratch Beaver	0
5	51	The Nubbin	0
6	66	Pain Maker Sally	4
7	70	Mrs. Furious	8
8	867	Blitzkrieg Baker	19
9	94	Gin Rubby	3
10	193	Rogue State	7
11	274	Feel De Pain	0
12	477	VaLisa Raptor	0
13			
14			
15			
16			
17			
18			
19			
20			

23	0	12	35
0	4	6	10
0	0	0	0
8	8	0	16
0	0	0	0
0	9	9	18
0	11	9	20
2	0	7	9
0	26	4	30
8	0	0	8
0	0	0	0

Skater: Points Against							
0	Sk #	Sk Name	Pivot	Blocker	Blocker	Blocker	Total B
1	1	NE Pat Riot	0	19	0	1	20
2	2N1	Shocker Khan	12	10	3	6	19
3	13	Nautical Nuisance	0	0	2	1	3
4	21	Kat Scratch Beaver	0	0	0	0	0
5	51	The Nubbin	0	1	4	4	9
6	66	Pain Maker Sally	0	0	0	17	17
7	70	Mrs. Furious	4	8	2	9	19
8	867	Blitzkrieg Baker	16	0	0	2	2
9	94	Gin Rubby	4	1	0	1	2
10	193	Rogue State	0	0	33	3	36
11	274	Feel De Pain	0	5	0	0	5
12	477	VaLisa Raptor	0	0	0	0	0
13							
14							
15							
16							
17							
18							
19							
20							

Period 2
 Total Jams 17
 Home Team Lead 6
 Home Team Skaters 10

Skater Summary								
0	Sk #	Sk Name	Pivot	% Pivot	Blocker	Blocker	Blocker	Total B
1	1	NE Pat Riot	0	0	3	4	4	11
2	2N1	Shocker Khan	5	0.294118	0	2	5	7
3	13	Nautical Nuisance	0	0	1	1	2	4

4	21	Kat Scratch Beaver	0	0	0	0	0	0
5	51	The Nubbin	1	0.058824	0	0	0	0
6	66	Pain Maker Sally	1	0.058824	0	4	2	6
7	70	Mrs. Furious	4	0.235294	1	1	0	2
8	867	Blitzkrieg Baker	6	0.352941	3	0	3	6
9	94	Gin Rubby	0	0	1	5	0	6
10	193	Rogue State	0	0	7	0	0	7
11	274	Feel De Pain	0	0	1	0	0	1
12	477	VaLisa Raptor	0	0	0	0	0	0
13								
14								
15								
16								
17								
18								
19								
20								

Skater: +/-							
0	Sk #	Sk Name	Pivot	Blocker	Blocker	Blocker	Total B
1	1	NE Pat Riot	0	-9	-15	28	4
2	2N1	Shocker Khan	-8	0	11	22	33
3	13	Nautical Nuisance	0	2	0	1	3
4	21	Kat Scratch Beaver	0	0	0	0	0
5	51	The Nubbin	-2	0	0	0	0
6	66	Pain Maker Sally	2	0	-18	3	-15
7	70	Mrs. Furious	11	-7	7	0	0
8	867	Blitzkrieg Baker	8	0	0	4	4
9	94	Gin Rubby	0	-1	26	0	25
10	193	Rogue State	0	26	0	0	26
11	274	Feel De Pain	0	0	0	0	0
12	477	VaLisa Raptor	0	0	0	0	0
13							
14							
15							
16							
17							
18							
19							
20							

Skater: Points For							
0	Sk #	Sk Name	Pivot	Blocker	Blocker	Blocker	Total B
1	1	NE Pat Riot	0	6	7	32	45
2	2N1	Shocker Khan	21	0	15	22	37
3	13	Nautical Nuisance	0	4	0	7	11
4	21	Kat Scratch Beaver	0	0	0	0	0
5	51	The Nubbin	3	0	0	0	0
6	66	Pain Maker Sally	6	0	3	3	6
7	70	Mrs. Furious	15	0	7	0	7
8	867	Blitzkrieg Baker	29	12	0	4	16
9	94	Gin Rubby	0	3	42	0	45
10	193	Rogue State	0	49	0	0	49
11	274	Feel De Pain	0	0	0	0	0
12	477	VaLisa Raptor	0	0	0	0	0

% Total B	Pack	% Pack	Lead	Jammer	% Jammer	Total	% Total	
0.333333	7	0.388889	1	2	0.111111	9	0.5	0
0.5	13	0.722222		0	0	13	0.722222	1
0.277778	5	0.277778		0	0	5	0.277778	2
0	0	0		0	0	0	0	3
0.222222	4	0.222222		0	0	4	0.222222	4
0.111111	4	0.222222	5	8	0.444444	12	0.666667	5
0.277778	7	0.388889	2	5	0.277778	12	0.666667	6
0.222222	9	0.5	2	3	0.166667	12	0.666667	7
0.111111	4	0.222222		0	0	4	0.222222	8
0.722222	14	0.777778		0	0	14	0.777778	9
0.222222	4	0.222222		0	0	4	0.222222	10
0	0	0		0	0	0	0	11
								12
								13
								14
								15
								16
								17
								18
								19
								20

Pack	Lead	Jammer	Total	
12		6	18	0
17		0	17	1
7		0	7	2
0		0	0	3
7		0	7	4
-13		18	5	5
3		-6	-3	6
21		-4	17	7
6		0	6	8
1		0	1	9
3		0	3	10
0		0	0	11
				12
				13
				14
				15
				16
				17
				18
				19
				20

Pack	Lead	Jammer	Total	
32		8	40	0
				1

0	0	0		0	0	0	0	4
0	1	0.058824	0	1	0.058824	2	0.117647	5
0.352941	7	0.411765	6	7	0.411765	14	0.823529	6
0.117647	6	0.352941	0	5	0.294118	11	0.647059	7
0.352941	12	0.705882	0	2	0.117647	14	0.823529	8
0.352941	6	0.352941		0	0	6	0.352941	9
0.411765	7	0.411765		0	0	7	0.411765	10
0.058824	1	0.058824		0	0	1	0.058824	11
0	0	0		0	0	0	0	12
								13
								14
								15
								16
								17
								18
								19
								20

Pack	Lead	Jammer	Total	
4		-2	2	0
25		2	27	1
3		0	3	2
0		0	0	3
-2		-7	-9	4
-13		50	37	5
11		-31	-20	6
12		-1	11	7
25		0	25	8
26		0	26	9
0		0	0	10
0		0	0	11
				12
				13
				14
				15
				16
				17
				18
				19
				20

Pack	Lead	Jammer	Total	
45		0	45	0
58		6	64	1
11		0	11	2
0		0	0	3
3		0	3	4
12		59	71	5
22		6	28	6
45		3	48	7
45		0	45	8
49		0	49	9
0		0	0	10
0		0	0	11
				12

[Blue bar]
[Blue bar]
[Blue bar]
[Blue bar]

[Blue bar]
[Blue bar]
[Blue bar]
[Blue bar]

[Blue bar]
[Blue bar]
[Blue bar]
[Blue bar]

13
14
15
16
17
18
19
20



Pack
41
33
8
0
5
25
11
33
20
23
0
0
[Blue bar]
[Blue bar]
[Blue bar]
[Blue bar]
[Blue bar]

Lead

Jammer
2
4
0
0
7
9
37
4
0
0
0
0
[Blue bar]
[Blue bar]
[Blue bar]
[Blue bar]
[Blue bar]

Total
43
37
8
0
12
34
48
37
20
23
0
0
[Blue bar]
[Blue bar]
[Blue bar]
[Blue bar]
[Blue bar]

0
1
2
3
4
5
6
7
8
9
10
11
12
13
14
15
16
17
18
19
20

Period 1

Total Jams 18
 Away Team Lead 7
 Away Team Skaters 11

Skater Summary							
Sk #	Sk Name	Pivot	% Pivot	Blocker	Blocker	Blocker	Total B
003	Salmon Ella	1	0.055556	7	0	1	8
9	Tower Puss	0	0	0	0	0	0
27	Spenard Itch	0	0	1	0	0	1
69	Baracuda Barbie	0	0	0	2	2	4
71	Loose Nut Lolly	4	0.222222	5	0	1	6
88	White Russian	2	0.111111	1	4	2	7
100	Lil Red Vette	0	0	0	0	0	0
134	Hurtz Jenerator	2	0.111111	2	1	5	8
227	Volatile Violet	0	0	1	1	4	6
247	Lascivious Lenabelle	0	0	1	7	1	9
268	Lethal Lavender	9	0.5	0	0	1	1
2012	Sarah Impale'Em	0	0	0	3	0	3
61 13	Luna Bane	0	0	0	0	0	0

Skater: +/-							
Sk #	Sk Name	Pivot		Blocker	Blocker	Blocker	Total B
003	Salmon Ella	-4		-2	0	-1	-3
9	Tower Puss	0		0	0	0	0
27	Spenard Itch	0		-1	0	0	-1
69	Baracuda Barbie	0		0	10	0	10
71	Loose Nut Lolly	-4		-12	0	8	-4
88	White Russian	5		-2	-10	1	-11
100	Lil Red Vette	0		0	0	0	0
134	Hurtz Jenerator	-1		6	-2	-12	-8
227	Volatile Violet	0		4	-1	-6	-3
247	Lascivious Lenabelle	0		-7	-8	0	-15
268	Lethal Lavender	-10		0	0	-6	-6
2012	Sarah Impale'Em	0		0	-3	0	-3
61 13	Luna Bane	0		0	0	0	0

Skater: Points For							
Sk #	Sk Name	Pivot		Blocker	Blocker	Blocker	Total B
003	Salmon Ella	0		21	0	1	22

9	Tower Puss	0	0	0	0	0
27	Spenard Itch	0	1	0	0	1
69	Baracuda Barbie	0	0	11	4	15
71	Loose Nut Lolly	7	6	0	8	14
88	White Russian	9	2	6	5	13
100	Lil Red Vette	0	0	0	0	0
134	Hurtz Jenerator	7	10	2	12	24
227	Volatile Violet	0	4	1	10	15
247	Lascivious Lenabelle	0	0	20	0	20
268	Lethal Lavender	21	0	0	1	1
2012	Sarah Impale'Em	0	0	4	0	4
61 13	Luna Bane	0	0	0	0	0

Skater: Points Against						
Sk #	Sk Name	Pivot	Blocker	Blocker	Blocker	Total B
003	Salmon Ella	4	23	0	2	25
9	Tower Puss	0	0	0	0	0
27	Spenard Itch	0	2	0	0	2
69	Baracuda Barbie	0	0	1	4	5
71	Loose Nut Lolly	11	18	0	0	18
88	White Russian	4	4	16	4	24
100	Lil Red Vette	0	0	0	0	0
134	Hurtz Jenerator	8	4	4	24	32
227	Volatile Violet	0	0	2	16	18
247	Lascivious Lenabelle	0	7	28	0	35
268	Lethal Lavender	31	0	0	7	7
2012	Sarah Impale'Em	0	0	7	0	7
61 13	Luna Bane	0	0	0	0	0

Period 2
 Total Jams 17
 Away Team Lead 10
 Away Team Skaters 10

Skater Summary							
Sk #	Sk Name	Pivot	% Pivot	Blocker	Blocker	Blocker	Total B
003	Salmon Ella	4	0.235294	0	4	1	5
9	Tower Puss	0	0	0	0	0	0
27	Spenard Itch	0	0	0	0	2	2

69	Baracuda Barbie	0	0	0	1	2	3
71	Loose Nut Lolly	4	0.235294	0	4	2	6
88	White Russian	1	0.058824	13	0	0	13
100	Lil Red Vette	0	0	0	0	0	0
134	Hurtz Jenerator	0	0	1	3	7	11
227	Volatile Violet	0	0	0	0	0	0
247	Lascivious Lenabelle	3	0.176471	2	2	0	4
268	Lethal Lavender	5	0.294118	0	2	0	2
2012	Sarah Impale'Em	0	0	1	1	3	5
61 13	Luna Bane	0	0	0	0	0	0

Skater: +/-							
Sk #	Sk Name	Pivot		Blocker	Blocker	Blocker	Total B
003	Salmon Ella	-9		0	-8	7	-1
9	Tower Puss	0		0	0	0	0
27	Spenard Itch	0		0	0	11	11
69	Baracuda Barbie	0		0	-2	12	10
71	Loose Nut Lolly	-12		0	4	6	10
88	White Russian	-2		12	0	0	12
100	Lil Red Vette	0		0	0	0	0
134	Hurtz Jenerator	0		-2	2	-16	-16
227	Volatile Violet	0		0	0	0	0
247	Lascivious Lenabelle	-9		-21	4	0	-17
268	Lethal Lavender	21		0	-11	0	-11
2012	Sarah Impale'Em	0		0	0	-31	-31
61 13	Luna Bane			0	0	0	0
				0	0	0	0
				0	0	0	0
				0	0	0	0
				0	0	0	0
				0	0	0	0
				0	0	0	0
				0	0	0	0

Skater: Points For							
Sk #	Sk Name	Pivot		Blocker	Blocker	Blocker	Total B
003	Salmon Ella	9		0	18	7	25
9	Tower Puss	0		0	0	0	0
27	Spenard Itch	0		0	0	11	11
69	Baracuda Barbie	0		0	4	12	16
71	Loose Nut Lolly	13		0	11	10	21
88	White Russian	2		57	0	0	57
100	Lil Red Vette	0		0	0	0	0
134	Hurtz Jenerator	0		2	19	15	36
227	Volatile Violet	0		0	0	0	0
247	Lascivious Lenabelle	8		4	7	0	11
268	Lethal Lavender	31		0	4	0	4
2012	Sarah Impale'Em	0		0	0	8	8

% Total B	Pack	% Pack	Lead	Jammer	% Jammer	Total	% Total
0.444444	9	0.5	0	2	0.111111	11	0.611111
0	0	0	0	4	0.222222	4	0.222222
0.055556	1	0.055556	5	6	0.333333	7	0.388889
0.222222	4	0.222222		0	0	4	0.222222
0.333333	10	0.555556	0	1	0.055556	11	0.611111
0.388889	9	0.5	0	1	0.055556	10	0.555556
0	0	0		0	0	0	0
0.444444	10	0.555556		0	0	10	0.555556
0.333333	6	0.333333		0	0	6	0.333333
0.5	9	0.5		0	0	9	0.5
0.055556	10	0.555556	2	4	0.222222	14	0.777778
0.166667	3	0.166667		0	0	3	0.166667
0	0	0		0	0	0	0

Pack	Lead	Jammer	Total
-7		-5	-12
0		-18	-18
-1		3	2
10		0	10
-8		-4	-12
-6		2	-4
0		0	0
-9		0	-9
-3		0	-3
-15		0	-15
-16		8	-8
-3		0	-3
0		0	0

Pack	Lead	Jammer	Total
22		3	25

0	2	2
1	20	21
15	0	15
21	0	21
22	3	25
0	0	0
31	0	31
15	0	15
20	0	20
22	16	38
4	0	4
0	0	0

Pack	Lead	Jammer	Total
29		8	37
0		20	20
2		17	19
5		0	5
29		4	33
28		1	29
0		0	0
40		0	40
18		0	18
35		0	35
38		8	46
7		0	7
0		0	0

% Total B	Pack	% Pack	Lead	Jammer	% Jammer	Total	% Total
0.294118	9	0.529412	2	3	0.176471	12	0.705882
0	0	0	0	1	0.058824	1	0.058824
0.117647	2	0.117647	4	7	0.411765	9	0.529412

0.176471	3	0.176471		0	0	3	0.176471
0.352941	10	0.588235		0	0	10	0.588235
0.764706	14	0.823529		0	0	14	0.823529
0	0	0		0	0	0	0
0.647059	11	0.647059		0	0	11	0.647059
0	0	0		0	0	0	0
0.235294	7	0.411765		0	0	7	0.411765
0.117647	7	0.411765	4	6	0.352941	13	0.764706
0.294118	5	0.294118		0	0	5	0.294118
0	0	0		0	0	0	0

Pack	Lead	Jammer	Total
-10		-11	-21
0		-12	-12
11		14	25
10		0	10
-2		0	-2
10		0	10
0		0	0
-16		0	-16
0		0	0
-26		0	-26
10		-2	8
-31		0	-31
0			0

Pack	Lead	Jammer	Total
34		6	40
0		0	0
11		37	48
16		0	16
34		0	34
59		0	59
0		0	0
36		0	36
0		0	0
19		0	19
35		20	55
8		0	8

0	0	0



Pack	Lead	Jammer	Total
44		17	61
0		12	12
0		23	23
6		0	6
36		0	36
49		0	49
0		0	0
52		0	52
0		0	0
45		0	45
25		22	47
39		0	39
0		0	0